



# Processing '23

36. Međunarodni kongres o procesnoj industriji

1. i 2. jun 2023, Centar za stručno usavršavanje, Šabac

## ZBORNİK RADOVA Proceedings



ElixirGroup



# ElixirZorka

## Odgovornost i održivost



[elixirgroup.rs](http://elixirgroup.rs)

# ZBORNİK RADOVA

---

pisanih za 36. Međunarodni kongres o procesnoj industriji  
PROCESING '23



2023

**ZBORNİK RADOVA**  
**pisanih za 36. Međunarodni kongres o procesnoj industriji**  
**PROCESING '23**

Centar za stručno usavršavanje, Šabac

**Izdavač**

Savez mašinskih i elektrotehničkih  
inženjera i tehničara Srbije (SMEITS)  
Društvo za procesnu tehniku  
Kneza Miloša 7a/II,  
11000 Beograd

**Predsednik Društva za procesnu tehniku**  
**pri SMEITS-u**

prof. dr Aleksandar Jovović, dipl. inž.

**Urednici**

Prof. dr Marko Obradović, dipl. inž.  
Prof. dr Miroslav Stanojević, dipl. inž.  
Prof. dr Aleksandar Jovović, dipl. inž.

**Tiraž**

50 primeraka

**CD umnožava**

Paragon, Beograd

**ISBN**

978-86-85535-15-4

**Godina izdavanja**

2023.



Društvo za procesnu tehniku  
pri SMEITS-u



Katedra za procesnu tehniku  
Mašinskog fakulteta u Beograd



Samit energetike Trebinje  
Trebinje

CIP - Каталогизација у публикацији Народна библиотека Србије, Београд

621(082)(0.034.2)  
66.01(082)(0.034.2)

МЕЂУНАРОДНИ КОНГРЕС О ПРОЦЕСНОЈ ИНДУСТРИЈИ ПРОЦЕСИНГ (36 ; 2023 ; Шабац)

Zbornik radova [pisanih za] 36. Međunarodni kongres o procesnoj industriji, PROCESING '23, 1 i 2. jun 2023, Šabac [Elektronski izvor] = Proceedings / [urednici Marko Obradović, Miroslav Stanojević, Aleksandar Jovović]. - Beograd : Savez mašinskih i elektrotehničkih inženjera i tehničara Srbije (SMEITS), Društvo za procesnu tehniku, 2023 (Beograd : Paragon). - 1 elektronski optički disk (CD-ROM) ; 12 cm

Sistemski zahtevi: Nisu navedeni. - Radovi na srp. i engl. jeziku. - Nasl. sa naslovne strane dokumenta. - Tiraž 50. - Bibliografija uz svaki rad. - Abstracts.

ISBN 978-86-85535-15-4

a) Машинство -- Зборници b) Процесна индустрија -- Зборници

COBISS.SR-ID 120494345

Održavanje 36. Procesinga finansijski je pomoglo  
Ministarstvo prosvete, nauke i tehnološkog  
razvoja Republike Srbije



### Programski pokrovitelji

- MAŠINSKI FAKULTET UNIVERZITETA U BEOGRADU, BEOGRAD
- TEHNOLOŠKO-METALURŠKI FAKULTET UNIVERZITETA U BEOGRADU, BEOGRAD
- FAKULTET TEHNIČKIH NAUKA UNIVERZITETA U NOVOM SADU, NOVI SAD
- FAKULTET ORGANIZACIONIH NAUKA UNIVERZITETA U BEOGRADU, BEOGRAD

### Generalni pokrovitelj



Elixir Group  
Šabac

### 36. Processing se održava uz podršku



Institut za nuklearne nauke „Vinča“  
Beograd



Inženjerska komora Srbije  
Beograd

### Sponzori



Beograd



Beograd



Beograd



Subotica

## MEĐUNARODNI NAUČNI ODBOR

- Dr Nikolina Banjanin** *Univerzitet u Beogradu, Medicinski fakultet, Institut za higijenu sa medicinskom ekologijom, Beograd*
- Dr Maja Đolić** *Univerzitet u Beogradu, Tehnološko-metalurški fakultet, Beograd*
- Dr Mirko Dobrnjac** *Mašinski fakultet Banja Luka, BiH*
- Dr Damir Đaković** *Univerzitet u Novom Sadu, Fakultet tehničkih nauka, Novi Sad*
- Dr Srbislav Genić** *Univerzitet u Beogradu, Mašinski fakultet, Beograd*
- Dr Zvonimir Guzović** *Sveučilište u Zagrebu, Fakultet strojarstva i brodogradnje, Hrvatska*
- Dr Gorica Ivaniš** *Univerzitet u Beogradu, Tehnološko-metalurški fakultet, Beograd*
- Dr Jelena Janevski** *Univerzitet u Nišu, Mašinski fakultet, Niš*
- Dr Rade Karamarković** *Univerzitet u Kragujevcu, Fakultet za mašinstvo i građevinarstvo, Kraljevo*
- Dr Mirjana Kijevčanin** *Univerzitet u Beogradu, Tehnološko-metalurški fakultet, Beograd*
- Dr Atanas Kočov** *Univerziteta Skopje, Mašinski fakultet, Severna Makedonija*
- Dr Dorin Lelea** *University Politehnica Timisoara, Rumunija*
- Dr Stefan Mandić-Rajčević** *University of Milan, Italija*
- Dr Ljiljana Medić-Pejić** *Universidad Politécnica de Madrid, Španija*
- Dr Sanda Midžić-Kurtagić** *Mašinski fakultet, Univerzitet u Sarajevu, Sarajevo, BiH*
- Dr Dobrica Milovanović** *Univerzitet u Kragujevcu, Fakultet inženjerskih nauka, Kragujevac*
- Dr Biljana Miljković** *Univerzitet u Novom Sadu, Fakultet tehničkih nauka, Novi Sad*
- Dr Srđan Nešić** *Ohio University, Russ College of Engineering and Technology, Ohio, SAD*
- Dr Branislava Nikolovski** *Univerzitet u Novom Sadu, Tehnološki fakultet, Novi Sad*
- Dr Nataša Nord** *Norwegian University of Science and Technology, Trondheim, Norveška*
- Dr Marko Obradović** *Univerzitet u Beogradu, Mašinski fakultet, Beograd (predsednik)*
- Dr Goran Orašanić** *Univerzitet u Istočnom Sarajevu, Mašinski fakultet, Sarajevo, Bosna i Hercegovina*
- Dr Nataša Petrović** *Univerzitet u Beogradu, Fakultet organizacionih nauka, Katedra za menadžment tehnologije, inovacija i održivog razvoja, Beograd*
- Dr Dejan Radić** *Univerzitet u Beogradu, Mašinski fakultet, Beograd*
- Dr Ivona Radović** *Univerzitet u Beogradu, Tehnološko-metalurški fakultet, Beograd*
- Dr Jelena Ruso** *Univerzitet u Beogradu, Fakultet organizacionih nauka, Katedra za menadžment kvaliteta i standardizaciju, Beograd*
- Dr Niko Samec** *Univerzitet u Mariboru, Mašinski fakultet, Slovenija*
- Dr Anastasija Selaković** *Udruženje energetičara Subotica, Subotica*
- Dr Stojan Simić** *Univerzitet u Istočnom Sarajevu, Mašinski fakultet, Sarajevo, Bosna i Hercegovina*
- Dr Dunja Sokolović** *Univerzitet u Novom Sadu, Fakultet tehničkih nauka, Novi Sad*
- Dr Mirjana Stamenić** *Univerzitet u Beogradu, Mašinski fakultet, Beograd*
- Dr Olivera Stamenković** *Univerzitet u Nišu, Tehnološki Fakultet, Leskovac*
- Dr Jasna Tolmač** *Univerzitet u Novom Sadu, Tehnički fakultet „Mihajlo Pupin“, Zrenjanin*
- Dr Radoje Vujadinović** *Univerzitet Crne Gore, Mašinski fakultet, Crna Gora*
- Dr Igor Vušanović** *Univerzitet Crne Gore, Mašinski fakultet, Crna Gora*
- Dr Nikola Živković** *Univerzitet u Beogradu, Institut za nuklearne nauke „Vinča“, Laboratorija za termotehniku i energetiku, Beograd*
- Dr Milan Gojak** *Univerzitet u Beogradu, Mašinski fakultet, Beograd*
- Dr Čedo Lalović** *Akademija strukovnih studija Šumadija – Odsek Aranđelovac*

## ORGANIZACIONI ODBOR

<b>Dr Miroslav Stanojević</b>	<i>Univerzitet u Beogradu, Mašinski fakultet, Beograd (predsednik)</i>
<b>Dr Nikola Karličić</b>	<i>Univerzitet u Beogradu, Mašinski fakultet, Beograd (potpredsednik)</i>
<b>Slavica Bogdanović</b>	<i>inženjer specijalista za zaštitu životne sredine, Elixir Zorka, Šabac</i>
<b>Dr Dušan Todorović</b>	<i>Univerzitet u Beogradu, Mašinski fakultet, Beograd</i>
<b>Dr Zoran Simić</b>	<i>Univerzitet u Beogradu, Tehnološko-metalurški fakultet, Beograd</i>
<b>Doc. dr Nemanja Milenković</b>	<i>Univerzitet u Beogradu, Fakultet organizacionih nauka, Beograd (Katedra za operaciona istraživanja i statistiku)</i>
<b>Dr Milica Karanac</b>	<i>Univerzitet u Beogradu, Tehnološko-metalurški fakultet, Beograd</i>
<b>Dr Marta Trninić</b>	<i>Akademija tehničkih strukovnih studija Beograd – Odsek Beogradska politehnika</i>
<b>Branislav Todorović</b>	<i>Univerzitet u Beogradu, Mašinski fakultet, Beograd</i>
<b>Aleksandar Branković</b>	<i>SET Trebinje, Bosna i Hercegovina</i>

## POČASNI ODBOR

<b>Prof. dr Bratislav Blagojević</b>	<i>Predsednik SMEITS-a</i>
<b>Prof. dr Vladimir Popović</b>	<i>dekan Mašinskog fakulteta Univerziteta u Beogradu</i>
<b>Prof. dr Petar Uskoković</b>	<i>dekan Tehnološko-metalurškog fakulteta Univerziteta u Beogradu</i>
<b>Prof. dr Milan Martić</b>	<i>dekan Fakulteta organizacionih nauka Univerziteta u Beogradu</i>
<b>Prof. dr Srđan Kolaković</b>	<i>dekan Fakulteta tehničkih nauka Univerziteta u Novom Sadu</i>
<b>Prof. dr Svetlana Karić</b>	<i>Predsednik Akademije strukovnih studija Šabac</i>
<b>Prof. dr Martin Bogner</b>	<i>Univerzitet u Beogradu, Mašinski fakultet, Beograd</i>
<b>Prof. dr Snežana Pajović</b>	<i>Institut za nuklearne nauke "Vinča" – Institut od nacionalnog značaja za Republiku Srbiju – Univerzitet u Beogradu</i>
<b>Jovana Jovanović</b>	<i>ATS – Akreditaciono telo Srbije, Beograd</i>
<b>Mijodrag Martić</b>	<i>pomoćnik direktora za proizvodnju i tehnološki razvoj hemijske divizije, Elixir Group, Šabac</i>
<b>Aleksandar Branković</b>	<i>SET Trebinje</i>
<b>Veljko Todorović</b>	<i>Grundfos Srbija, Beograd</i>
<b>Dejan Dotlić</b>	<i>Kazantrade Solution, Beograd</i>
<b>Čaba Kern</b>	<i>Cim gas, Subotica</i>
<b>Nemanja Tubić</b>	<i>Wilo Beograd, Beograd</i>

## ORGANIZATOR

Savez mašinskih i elektrotehničkih  
inženjera i tehničara Srbije (SMEITS),  
**Društvo za procesnu tehniku**  
Kneza Miloša 7a/II, 11000 Beograd  
Tel. +381 (0) 11 3230-041, +381 (0) 11 3031-696,  
tel./faks +381 (0) 11 3231-372  
E-mail: office@smeits.rs  
web: www.smeits.rs





# PREDGOVOR

Za ovogodišnji 36. Procesing, koji se održava u Šapcu 1. i 2. juna prihvaćeno je 66 radova autora iz zemlje i inostranstva.

Zbornik celih radova će u režimu slobodnog pristupa biti objavljen na sajtu [www.izdanja.smeits.rs](http://www.izdanja.smeits.rs).

Kao integralni dokument biće dostupan na sajtu [www.smeits.rs](http://www.smeits.rs)

Međunarodni karakter Procesinga '23 i ove godine ostvaren je inostranim učesnicima sa radovima, kao i članovima naučnog odbora. Zvanični jezici za izlaganje radova na kongresu su srpski i engleski.

Osnovni ciljevi kongresa su inoviranje i proširivanje znanja inženjera u procesnoj industriji, energetici, rudarstvu, komunalnom sektoru (vodovodima, toplanama) i podrška istraživačima u predstavljanju ostvarenih rezultata istraživačkih projekata.

Tematika Procesinga '23 obuhvata osnovne procesne operacije – mehaničke, hidromehaničke, toplotne, difuzione, hemijske i biohemijske, kao i procesna postrojenja i opremu (aparate i mašine).

Program Procesinga '23 obuhvata oblasti: procesne tehnologije; projektovanje, izgradnja, eksploatacija i održavanje procesnih postrojenja; osnovne i pomoćne operacije, aparati i mašine u procesnoj industriji; inženjerstvo životne sredine i održivi razvoj u procesnoj industriji; energetska efikasnost u procesnoj industriji; procesi i postrojenja u pripremi i prečišćavanju vode u procesnoj industriji; sušenje i sušare; gasna tehnika; modelovanje i optimizacija procesnih i termoenergetskih postrojenja; merenja i upravljanje u procesnoj industriji; menadžment kvaliteta i standardizacija u organizacijama.

Osim izlaganja radova, program Procesinga '23 obuhvata i četiri okrugla stola na sledeće teme:

1. Monitoring emisija i kvalitet ambijentalnog vazduha;
2. Dekarbonizacija industrije u Srbiji;
3. Oprema pod pritiskom,
4. Primena modela, standarda i alata za menadžment kvaliteta i životne sredine u procesnim industrijama.

Procesing '23 organizuje Društvo za procesnu tehniku pri SMEITS-u, a u Naučnom i Organizacionom odboru prisutni su predstavnici mašinskih, tehnoloških i drugih fakulteta u okviru kojih je oblast procesne tehnike zastupljena u nastavi.

Pomoć u organizovanju Procesinga '23 dali su članovi Katedre za procesnu tehniku Mašinskog fakulteta Univerziteta u Beogradu kao i drugih fakulteta iz Srbije.

Ovogodišnji skup je obuhvatio i organizovan obilazak proizvodnih pogona kompanije Elixir Group u Šapcu.

U Beogradu  
jun 2023.



## Predgovor

Prof. dr Miroslav Stanojević . . . . .	7
--	---

## Procesne tehnologije

1. BIOPLINSKO KOGENERACIJSKO POSTROJENJE NA FARMI ZA PROIZVODNJU MLIJEKA Nurdin ĆEHAJIĆ, Jasmin FEJZIĆ, Said KARIĆ, Rafet MUMINOVIĆ, Mirsad OMEROVIĆ . . . . .	15
2. KARAKTERISTIKE ZAPALJIVOSTI MEŠAVINE BIOMASE I UGLJA David LEÓN, Isabel AMEZ, Nebojsa MANIĆ, Dragoslava STOJILJKOVIC, Ljiljana MEDIC, Blanca CASTELLS . . . . .	31
3. IZAZOVI I PRILIKE VODONIKA KAO ODRŽIVOG VAZDUHOPLOVNOG GORIVA BUDUĆNOSTI Toni IVANOV, Milica IVANOVIĆ, Miloš ZUBIĆ, Aleksandar SIMONOVIĆ . . . . .	39
4. ISPITIVANJE ENERGETSKOG POTENCIJALA OTPADA OD KAFE Mihailo VLADIĆ, Nebojša MANIĆ, Nikola KARLIČIĆ . . . . .	45
5. ASPEKTI PROIZVODNJE ENERGIJE IZ OBNOVLJIVIH IZVORA PRIMENOM ORGANSKOG RANKINOVOG CIKLUSA Nina OTAŠEVIĆ . . . . .	55
6. EKSPERIMENTALNA ISPITIVANJA GASIFIKACIONE KOMORE KOTLA NA DRVA Rade KARAMARKOVIĆ, Dušan TODOROVIĆ, Đorđe NOVČIĆ, Marko OBRADOVIĆ, Miloš NIKOLIĆ . . . . .	63
7. ENERGETSKA UPOREDBA SOLARNOG APSORPCIONOG HLAĐENJA SA KLASIČNIM SISTEMOM HLAĐENJA Lejla RAMIĆ, Sandira ELJŠAN, Izet ALIĆ, Meliha ŠABANOVIĆ . . . . .	73
8. ENERGETSKI PREGLED U INDUSTRIJSKIM PREDUZEĆIMA – OBAVEZA ILI KORISTAN ALAT? Mirjana STAMENIĆ, Marija STEVANOVIĆ, Srbislav GENIĆ, Miloš IVOŠEVIĆ, Branislav GAJIĆ, Aleksandar MILIVOJEVIĆ, Nikola TANASIĆ . . . . .	75

## Inženjerstvo životne sredine i održivi razvoj u procesnoj industriji

9. ISKORIŠĆENJE POTENCIJALA DEPONIJSKOG GASA U SLUČAJU PARCIJALNOG ZATVARANJA DEPONIJE Ana DAJIĆ, Marina MIHAJLOVIĆ, Milica SVETOZAREVIĆ . . . . .	77
10. HIBRIDNI FUNKCIONALNI PANI/TIO <sub>2</sub> NANOKOMPOZITI ZA TRETMAN DEGRADACIJE ORGANSKIH BOJA Milica MILOŠEVIĆ, Marija RADOIČIĆ, Gordana ĆIRIĆ-MARJANOVIĆ, Jelena SPASOJEVIĆ, Ivana VUKOJE, Aleksandra RADOSAVLJEVIĆ, Zoran ŠAPONJIĆ . . . . .	83
11. ODREĐIVANJE PODATAKA ZA RAVNOTEŽU TEČNOST-TEČNOST TROKOMONENTNIH SISTEMA U CILJU TRETMANA INDUSTRIJSKIH OTPADNIH VODENIH TOKOVA Zoran SIMIĆ, Mirjana KIJEVČANIN, Ivona RADOVIĆ . . . . .	91

12.	CIRKULARNA HEMIJA KAO ODGOVOR NA KRIZU IZAZVANU NEDOSTATKOM FOSFATA Alija SALKUNIĆ, Ljiljana STANOJEVIĆ, Nikola BELOBABA, Slavica BOGDANOVIĆ, Bajro SALKUNIĆ . . . . .	93
13.	OD OTPADNE LJUSKE JAJA I KORIŠĆENOG KUHINJSKOG ULJA DO TEČNIH I ČVRSTIH BIOGORIVA POŠTUJUĆI POSTULATE CIRKULARNE EKONOMIJE Gorica R. IVANIŠ, Zoran V. SIMIĆ, Sofija P. MIŠKOV PANIĆ, Mirjana Lj. KIJEVČANIN, Ivona R. RADOVIĆ . . . . .	95
14.	OTPORNOST ZIDA OD BALIRANE SLAME NA POŽAR Biljana M. MILJKOVIĆ . . . . .	97
15.	MODELOVANJE SASTAVA SANITARNIH OTPADNIH VODA I RADA MBR POSTROJENJA SA DENITRIFIKACIJOM I NITRIFIKACIJOM David MITRINOVIĆ, Marija PEROVIĆ, Srđan KOVAČEVIĆ, Miodrag POPOVIĆ, Zorana RADIBRATOVIĆ . . . . .	99
16.	ZELENE TEHNOLOGIJE – REŠENJA ZA PRILAGOĐAVANJE KLIMATSKIM PROMENAMA Titomir OBRADOVIĆ, Violeta ERIĆ . . . . .	101
17.	KONTINUALNI SISTEM ZA OBEZBOJAVANJE OTPADNIH VODA. PRIMENA UMREŽENE PEROKSIDAZE IZ POLJOPRIVREDNOG OTPADA U UKLANJANJU BOJE Milica SVETOZAREVIĆ, Nataša ŠEKULJICA, Maja MARKOVIĆ, Ana DAJIĆ, Marina MIHAJLOVIĆ, Dušan MIJIN . . . . .	107
18.	UTICAJ ENERGETSKE SANACIJE STAMBENIH ZGRADA NA POTROŠNJU TOPLOTNE ENERGIJE U SISTEMIMA DALJINSKOG GREJANJA Đorđe KARIĆ . . . . .	113
19.	STABILIZACIJA MATRICE LETEĆEG PEPELA PRIMENOM KALCIJUM – OKSIDA, HIDROKSIDA I KARBONATA Mirjana ČUJIĆ, Marina VITOROVIĆ, Milica STOJKOVIĆ, Maja ĐOLIĆ, Aleksandra PERIĆ-GRUJIĆ . . . . .	115
20.	PREVRELI OSTATAK IZ BIOGASNIH POSTROJENJA VISOKOKVALITETNO ĐUBRIVO Stojan SIMIĆ, Davor MILIĆ, Goran ORAŠANIN, Srđan VASKOVIĆ, Jovana BLAGOJEVIĆ, Krsto BATINIĆ . . . . .	117
21.	BIOGAS U PROIZVODNJI BIOVODONIKA REFORMINGOM VODENOM PAROM Slobodan CVETKOVIĆ, Jovana PERENDIJA, Aleksandra RADOMIROVIĆ, Dragana MILOŠEVIĆ, Mirjana KIJEVČANIN . . . . .	125

### **Projektovanje, izgradnja, eksploatacija i održavanje procesnih postrojenja**

22.	PRAĆENJE PROJEKTNIH PARAMETARA KOD BAC KULA ZA HLAĐENJE Nemanja STOJANOVIĆ, Martin BOGNER . . . . .	127
23.	PRORAČUN VEZE IZMEĐU CEVI CEVNOG SNOPA I CEVNE PLOČE RAZMENJIVAČA TOPLOTE PO JUS M.E2.259 (AD 2000) I SRPS EN 13445-3:2010 – UPOREDNA ANALIZA Lazar ĐORĐEVIĆ . . . . .	131

24.	OPTIMIZACIJA PRI PROJEKTOVANJU OPREME POD PRITISKOM I NJENA PRIMENA TOKOM UPOTREBE OPREME POD PRITISKOM Milan PESEKI . . . . .	135
25.	CFD ANALIZA PARKINGA SA JET VENTILATORIMA Jusuf IBRULJ, Amra HASEČIĆ, Ejub DŽAFEROVIĆ . . . . .	147
26.	ИЗВОРИ ИСПУШТАЊА И ЗОНЕ ОПАСНОСТИ ВОДНИЧНИХ ИНСТАЛАЦИЈА Иван АРАНЂЕЛОВИЋ, Раденко РАЈИЋ, Никола ТАНАСИЋ . . . . .	149
27.	UPRAVLJAČKO NADZORNI SISTEM LINIJE ZA KONTINUALNU VULKANIZACIJU PROVODNIKA I KABLOVA SA IZOLACIJOM OD GUME Igor B. KOCIĆ, Nikola B. DANKOVIĆ, Darko B. MITIĆ, Miroslav B. MILOVANOVIĆ, Saša S. NIKOLIĆ, Petar S. ĐEKIĆ . . . . .	157
28.	UTICAJ RADNIH REŽIMA RAZMENJIVAČA TOPLOTE SA VODENIM HLAĐENJEM NA EKSPLOATACIONE TROŠKOVE – PRIMER RAFINERIJSKOG POSTROJENJA Branislav GAJIĆ, Srbislav GENIĆ, Mirjana STAMENIĆ, Miloš IVOŠEVIĆ . . . . .	159
29.	PRIMENA INTERVENTNIH MERA U CILJU POVEĆANJA EFIKASNOSTI UKLANJANJA NIKLA IZ VODE NA POSTOJEĆEM POSTROJENJU ZA PREČIŠĆAVANJE VODE ZA PIĆE Zorana RADIBRATOVIĆ, Biljana CAKIĆ, Marija VILOTIJEVIĆ, Mirjana KIJEVČANIN, Ivona RADOVIĆ . . . . .	161
30.	PRIMENA, IZBORI I DIMENZIONISANJE RASTERETNIH KLAPNI U SISTEMIMA PROTIVPOŽARNE, KOMERCIJALNE I INDUSTRIJSKE VENTILACIJE Nikola TANASIĆ, Tomislav SIMONOVIĆ, Saša MARKOVIĆ, Miloš MIHAILOVIĆ . . . . .	163

### **Osnovne i pomoćne operacije, aparati i mašine u procesnoj industriji**

31.	HIDRODINAMIKA I FENOMENI PRENOSA MASE U APSORPCIONIM KOLONAMA SA PUNJENJEM Milan N. SOVILJ, Momčilo Đ. SPASOJEVIĆ . . . . .	165
32.	UTICAJ SADRŽAJA VLAGE NA MELJIVOST KOLUBARSKIH LIGNITA Marko OBRADOVIĆ, Nikola KARLIČIĆ, Dušan TODOROVIĆ, Dejan RADIĆ Aleksandar JOVOVIĆ . . . . .	167
33.	POMOĆNI IZDUVNI SISTEM POD PRITISKOM ZA IZBACIVANJE GASOVA IZ FABRIČKIH DIMNJAKA Radovan STANIŠIĆ . . . . .	169

### **Procesne tehnologije**

34.	BRZA IDENTIFIKACIJA POLIMERNIH MATERIJALA NA BAZI AKRILONITRIL BUTADIEN STIREN KAUČUKA PRIMENOM TESTA GORENJA I PONAŠANJA U OTVORENOM PLAMENU Matilda LAZIĆ, Dragan HALAS, Aleksandar DEDIĆ, Duško SALEMOVIĆ . . . . .	175
35.	BIOHIDROGELOVI POLI(METAKRILNE KISELINE): BUBRENJE I KONTROLISANO OTPUŠTANJE KOFEINA Maja D. MARKOVIĆ, Pavle M. SPASOJEVIĆ, Sanja I. SAVIĆ, Olga J. PANTIĆ, Vesna V. PANIĆ . . . . .	181
36.	ENERGETSKA BEZBEDNOST SEKTORA PRIRODNOG GASA SRBIJE Aleksandar MADŽAREVIĆ, Predrag JOVANČIĆ, Miroslav CRNOGORAC . . . . .	189

37. ODREĐIVANJE OPTIMALNOG REŽIMA ZAMRZAVANJA LISNATOG TESTA Anastasija SELAKOVIĆ . . . . .	190
38. AZO PIRIDONSKE BOJE ZA VIŠENAMENSKU UPOTREBU: SINTEZA, KAKRAKTERIZACIJA, ANTIOKSIDATIVNA I ANTIMIKROBNA AKTIVNOST Aleksandra MAŠULOVIĆ, Milica SVETOZAREVIĆ, Aleksandra IVANOVSKA, Anita LAZIĆ, Julijana TADIĆ, Dušan MIJIN, Jelena LAĐAREVIĆ . . . . .	191
39. UTICAJ OBLIKA NANOČESTICA SREBRA NA FIZIČKOHEMIJSKA SVOJSTVA POLI(N-IZOPROPILAKRILAMID) HIDROGEL NANOKOMPOZITA Jelena SPASOJEVIĆ, Ivana VUKOJE, Nikolina NIKOLIĆ, Julijana TADIĆ, Milica MILOŠEVIĆ, Vesna VODNIK, Aleksandra RADOSAVLJEVIĆ . . . . .	197
40. <i>IN VITRO</i> ODREĐIVANJE ANTIOKSIDATIVNE AKTIVNOSTI HALKONA NA BAZI FEROCENA Anita LAZIĆ, Luka MATOVIĆ, Jelena LAĐAREVIĆ, Aleksandra MAŠULOVIĆ, Kristina GAK SIMIĆ, Nataša VALENTIĆ . . . . .	207
41. MINERALOGIJA, HEMIJA I DISTRIBUCIJA ODABRANIH MIKROELEMENATA U UGLJU I GLINCIMA IBARSKOG BASENA (JUŽNA SRBIJA) Željana NOVKOVIĆ, Nenad NIKOLIĆ, Nevena ANDRIĆ-TOMAŠEVIĆ, Violeta GAJIĆ, M SUÁREZ, E. GARCÍA-ROMERO . . . . .	215
42. BRZINA ZVUKA ALUMINIJUM OKSID NANOFLUIDA: EKSPERIMENTALNI SET I DOBIJENI REZULTATI Divna M. MAJSTOROVIĆ, Emila M. ŽIVKOVIĆ, Stephan KABELAC . . . . .	217
43. TERMODINAMIČKA SVOJSTVA DVOKOMPONENTNIH SMEŠA TERPENA I 1-PROPANOLA U INTERVALU TEMPERATURE (288,15 – 323,15) K I NA ATMOSFERSKOM PRITISKU Ivona A. ĐORĐEVIĆ, Nikola D. GROZDANIĆ, Mirjana Lj. KIJEVČANIN, Ivona R. RADOVIĆ . . . . .	219
44. UPRAVLJAČKO – NADZORNI SISTEM CENTRIFUGE I DOZIRANJA VEZIVA U POGONU ZA PROIZVODNJU MINERALNE VUNE Stanko P. STANKOV . . . . .	221
45. SISTEM NADZORA I UPRAVLJANJA ASFALTNOM BAZOM Stanko P. STANKOV . . . . .	235
46. PRORAČUN POTROŠNJE PRIRODNOG GASA KAO GORIVA ZA PROCES PEČENJA OPEKARSKIH PROIZVODA U INDUSTRIJSKOJ TUNELSKOJ PEĆI Duško SALEMOVIĆ, Matilda LAZIĆ, Aleksandar DEDIĆ, Dragan HALAS . . . . .	237
47. KVALITET EKSPLOZIVNO ZAVARENIH ČELIČNIH PLOČA KORIŠĆENJEM EKSPLOZIVA DEMEX Miloš LAZAREVIĆ, Danica BAJIĆ, Mladen TIMOTIJEVIĆ, Ana ALIL, Nada ILIĆ, Bogdan NEDIĆ . . . . .	245
48. MOGUĆNOST MODELOVANJA PBX EKSPLOZIVA U TERMOHEMIJSKOM KODU EXPLO5 Mladen TIMOTIJEVIĆ, Danica BAJIĆ, Mirjana KRSTOVIĆ, Slavica TERZIĆ. . . . .	253

## **Procesi i postrojenja u pripremi i prečišćavanju vode u procesnoj industriji**

49. PRIPREMA VODE ZA PROIZVODNJU PARE U INDUSTRIJSKIM PARNIM KOTLOVIMA  
Jasmin FEJZIĆ, Indira BULJUBAŠIĆ, Nurdin ĆEHAJIĆ . . . . . 263
50. NOVE I NAPREDNE TEHNOLOGIJE BUDUĆIH IZAZOVA U POSTROJENJIMA ZA PREČIŠĆAVANJE VODE U INDUSTRIJI ČELIKA  
Jovana GRADINAC, Aleksandar JOVOVIĆ . . . . . 273
51. PRIMENA MEMBRANSKIH TEHNIKA U PROCESIMA PRIPREME VODE ZA INJEKCIJE U FARMACEUTSKOJ INDUSTRIJI  
Kosana POPOVIĆ, Mirjana ANTONIJEVIĆ-NIKOLIĆ, Jelena ĐURIČIĆ-MILANKOVIĆ, Roland ANTONIĆ . . . . . 275

## **Sušenje i sušare**

52. REZULTATI ISTRAŽIVANJA NA SPREJ SUŠARI  
Jasna TOLMAČ, Slavica PRVULOVIĆ, Saša JOVANOVIĆ, Milan MARKOVIĆ, Dragiša TOLMAČ . . . . . 277

## **Gasna tehnika**

53. PRAĆENJE PROCESA SAGOREVANJA KORIŠĆENJEM HEMILUMINISCENCIJE PLAMENA CH\*  
Vuk ADŽIĆ . . . . . 283

## **Modelovanje i optimizacija procesnih i termoenergetskih postrojenja**

54. HIDRAULIČKI UDAR U DVOFAZNYM SISTEMIMA – UZROCI, MEHANIZMI, POSLEDICE  
Sanja MILIVOJEVIĆ . . . . . 285
55. NUMERIČKO MODELIRANJE I SIMULACIJA MEŠANJA VODONIKA I VAZDUHA DA SE SPREČAVA KAŠNJENJE PALJENJA I POVRATAK BLESKA  
Marc JAEGER, Matjaž HRIBERSEK, Filip KOKALJ, Matej ZADRAVEC, Niko SAMEC . . . . . 287
56. MOGUĆNOSTI POVEĆANJA EFIKASNOSTI RADA MLINSKOG POSTROJENJA U CILJU OPTIMIZACIJE PROCESA SAGOREVANJA UGLJA U ENERGETSKOM PARNOM KOTLU  
Ognjen STAMENKOVIĆ, Goran STUPAR, Dragan TUCAKOVIĆ, Andrija JANKOVIĆ . . . . . 289
57. NUMERIČKE SIMULACIJE PNEUMATSKOG TRANSPORTA LETEĆEG PEPELA IZ TERMOELEKTRANE KORISTEĆI OpenFOAM  
Nikola KARLIČIĆ, Darko RADENKOVIĆ, Marko OBRADOVIĆ, Dušan TODOROVIĆ, Aleksandar JOVOVIĆ, Dejan RADIĆ . . . . . 291

## **Merenja i upravljanje u procesnoj industriji**

58. INSTALACIJE ZA ETALONIRANJE PROTOKOMERA ZAPREMINSKO-TEŽINSKOM METODOM VISOKE TAČNOSTI  
Dejan B. ILIĆ . . . . . 293
59. AKREDITACIJA KAO KLJUČNI ELEMENT U PROCESU IMENOVANJA TELA ZA OCENJIVANJE USAGLAŠENOSTI U TEHNIČKOM ZAKONODAVSTVU, UKLJUČUJUĆI OBLAST OPREME POD PRITISKOM  
Senka TIŠMA . . . . . 301

## **Inženjerski menadžment, kvalitet i standardizacija**

60. INTERNA KONTROLA KVALITETA KAO ZNAČAJAN DEO RADIOLOŠKE  
ANALIZE UZORAKA IZ ŽIVOTNE SREDINE POMOĆU POLUPROVODNIČKE  
HPGE SPEKTROMETRIJE  
Aleksandra SAMOLOV, Aleksandar KANDIĆ, Mirjana ĐURAŠEVIĆ,  
Igor ČELIKOVIĆ, Tamara MILANOVIĆ, Milić ERIĆ, Ivana VUKANAC . . . . . 309
61. KATEGORIZACIJA TROŠKOVA KVALITETA U SISTEMU  
MENADŽMENTA BEZBEDNOSTI HRANE PREMA PAF MODELU  
Sara DIMITRIJEVIĆ, Jelena RUSO . . . . . 311
62. BUKA U PROCESNOJ INDUSTRIJI  
Nikolina BANJANIN . . . . . 327
63. AGILNE METODOLOGIJE U KONTEKSTU OBEZBEĐIVANJA KVALITETA U  
PROCESNOJ INDUSTRIJI  
Vojislav STEFANOVIĆ, Mladen ĐURIĆ, Jovan FILIPOVIĆ . . . . . 329
64. POBOLJŠAVANJE KVALITETA ZASNOVANO NA OPTIMIZACIJI  
I AUTOMATIZACIJI POSLOVNIH PROCESA  
Marko PANTIĆ, Mladen ĐURIĆ, Jelena RUSO . . . . . 355
65. РАЗВОЈ МЕЂУНАРОДНИХ СТАНДАРДА ЗА САРАДЊУ  
ИЗМЕЂУ УНИВЕРЗИТЕТСКИХ И ПОСЛОВНИХ ОРГАНИЗАЦИЈА  
Mladen ĐURIĆ . . . . . 371
66. TEORETSKI ASPEKTI I PRAKTIČNA ISKUSTVA  
KORIŠĆENJA DEPONIJSKOG GASA U POSTROJENJIMA  
ZA PROIZVODNJU ENERGIJE NA BALKANU  
Georgios KONIARIS, Branislav TODOROVIĆ, Vladislav STANKOVIĆ . . . . . 383



# IN VITRO ODREĐIVANJE ANTIOKSIDATIVNE AKTIVNOSTI HALKONA NA BAZI FEROCENA

## IN VITRO ANTIOXIDANT ACTIVITY EVALUATION OF FERROCENYL CHALCONES

Anita LAZIĆ<sup>1\*</sup>, Luka MATOVIĆ<sup>1</sup>, Jelena LAĐAREVIĆ<sup>2</sup>, Aleksandra MAŠULOVIĆ<sup>1</sup>,  
Kristina GAK SIMIĆ<sup>1</sup>, Nataša VALENTIĆ<sup>2</sup>

<sup>1</sup> Innovation Center of the Faculty of Technology and Metallurgy, Belgrade, Serbia

<sup>2</sup> Faculty of Technology and Metallurgy, University of Belgrade, Belgrade, Serbia

<https://doi.org/10.24094/ptk.023.207>

*Derivati ferocena su poznati antioksidansi, antiparazitici, antitumorni, antivirusni, antibakterijski i antifungalni agensi. Pored primene u medicinskoj hemiji, derivati ferocena su od izuzetnog značaja u sintetičkoj organskoj hemiji, naročito u katalizovanim asimetričnim sintezama. Primenuju se i u elektrohemiji i hemiji polimera, kao aditivi u gorivima, kao hemosenzori u agrohemiji i biosenzori glukoze i aktivnih komponenata u molekularnoj elektronici. U cilju dizajniranja novih antioksidativnih agenasa, u ovom radu, sintetisano je pet ferocenilchalkona koji su u potpunosti strukturno okarakterisani određivanjem temperature topljenja, FT-IR, <sup>1</sup>H i <sup>13</sup>C NMR spektroskopskim metodama. Sintetisani halkoni međusobno se razlikuju prema vrsti i položaju supstituenta na fenil-grupi u položaju 1 linearnog nezasićenog karbonilnog sistema. Potencijalna antioksidativna aktivnost ovih jedinjenja procenjena je primenom ABTS (2,2'-azinobis-(3-etilbenzotiazolin-6-sulfonska kiselina) metode i određivanjem IC<sub>50</sub> vrednosti najefikasnijih jedinjenja.*

**Ključne reči:** Halkoni; Farmakološka aktivnost; ABTS metoda.

*Ferrocene derivatives are known as antioxidants, antiparasitic, antitumor, antiviral, antibacterial and antifungal agents. In addition to applications in medicinal chemistry and drug design, ferrocene derivatives are of exceptional importance in synthetic organic chemistry, especially in catalytic asymmetric transformations. They are also used in electrochemistry and polymer chemistry, as additives in fuels, as chemosensors in agrochemistry and biosensors of glucose and active components in molecular electronics. To design new antioxidant agents, five ferrocenyl chalcones were synthesized, and fully characterized by melting points, FT-IR, <sup>1</sup>H and <sup>13</sup>C NMR spectroscopic methods. The synthesized chalcones differ in the nature and the position of the substituent attached to the phenyl group in position 1 of the linear unsaturated carbonyl system. The potential antioxidant activity of the synthesized compounds was evaluated using the ABTS (2,2'-azinobis-(3-ethylbenzothiazoline-6-sulfonic acid) method and IC<sub>50</sub> values of the most effective compounds were further determined.*

**Key words:** Chalcones; Pharmacological activity; ABTS method.

### 1 Introduction

Ferrocene and its derivatives represent the leading compounds for the global chemical enterprise due to its multiple applications that range from biomedical to materials science [1]. In addition, chalcones represent naturally occurring derivatives of the parent compound 1,3-diphenyl-2-propen-1-one, pertaining to the flavonoid family of organic compounds. According to the literature, chalcones and their corresponding heterocyclic analogs possess wide spectrum of pharmacological activities due to occurrence of highly reactive unsaturated carbonyl moiety in skeleton [2]. Among them, our focus has been placed on ferrocenyl chalcones as a framework for further derivatization, especially for obtaining drugs with higher efficiency toward devastating diseases (bacteria, malaria, cancer, neurobiological diseases and free radicals). In agreement with literature review, classes of

\* Corresponding author, e-mail: alazic@tmf.bg.ac.rs

ferrocenyl chalcones are primarily of two types: type 1, where the carbonyl group is at the  $\alpha$ -position adjacent to the ferrocenyl ring, and type 2, where the carbonyl group is at the  $\alpha$ -position adjacent to the phenyl ring. Henry demonstrated that novel functionalized type 2 ferrocenyl chalcones were effective against three kinds of clinically isolated drug resistant *S. aureus*, and against other non-resistant clinically isolated and laboratory-adapted Gram-positive bacteria [3]. Wu demonstrated that 1-(3-pyridyl)-3-ferrocenyl-2-propen-1-one and 1-ferrocenyl-3-(4-nitrophenyl)-2-propen-1-one with IC<sub>50</sub> of 4.5 and 5.1 mM, respectively, were the most active against a chloroquine resistant strain of *P. falciparum* [4]. The results of QSAR studies, performed to find quantitative relationship between fungicidal/nematicidal activity and chemical structure of synthesized ferrocenyl chalcones, demonstrated that the position of substituent on the phenyl ring in the molecule plays an important role in pharmacological activity of these compounds. Namely, (2*E*)-1-(5-chloro-2-hydroxyphenyl)-3-ferrocenyl-prop-2-en-1-one was found to be most active against *S. rolfsii*, while (2*E*)-1-(4-bromophenyl)-3-ferrocenyl-prop-2-en-1-one showed highest activity against *A. solani*. Concerning nematicidal activity, (2*E*)-1-(3-bromophenyl)-3-ferrocenyl-prop-2-en-1-one was the most potent [2]. Results of *in vitro* antiproliferative activity and SAR study of various ferrocenyl chalcones showed that the aldehyde unit of ferrocenyl chalcones containing halogens or dimethyl substituents was the most effective structural moiety against MDA-MB-231 cells [5]. Smit and coworkers demonstrated that aminoferrocenyl-chalcone amide containing a piperazinyl linker, possessed increased activity against three cancer cell lines: TK-10 (human kidney renal cell adenocarcinoma), UACC-62 (melanotic melanoma), and MCF-7 (breast cancer), compared to the reference drug, parthenolide [6]. Oxidative stress in biological systems could be defined as a complex process characterized by a disproportion between the production of free radicals and the ability of the body to eliminate these reactive species through the use of endogenous and exogenous antioxidants. During the metabolic processes, a wide diversity of reactions take place, where the promoters are the reactive oxygen species, such as hydrogen peroxide and the superoxide radical anion, among others. A biological system in the presence of an excess of reactive oxygen species could perform pathologies, from cardiovascular diseases to the promotion of cancer [7]. Meng et al. demonstrated that ferrocenyl-containing curcumin analogues can protect DNA against Cu<sup>2+</sup>/GSH induced oxidation, and scavenge free radicals in protecting DNA against AAPH induced oxidation. These analogues, which within their chemical structure contain powerful antioxidative group such as ferrocenyl group, provide a higher antioxidant activity than the traditional hydroxyl involved curcumin analogues [8]. Singh et al. demonstrated that ferrocene appended chalcone linked triazole allied organosilatrane possess high radical scavenging efficacy [9]. Moreover, other potential applications of investigated derivatives include molecular materials, redox-sensors, and polymers [1]. Our goal in this paper is to highlight the synthesis and antioxidant activity of ferrocenyl chalcones (Scheme 1) with particular prominence to the most active derivatives which represent an interesting starting point for the synthesis of some new pharmacologically active compounds.

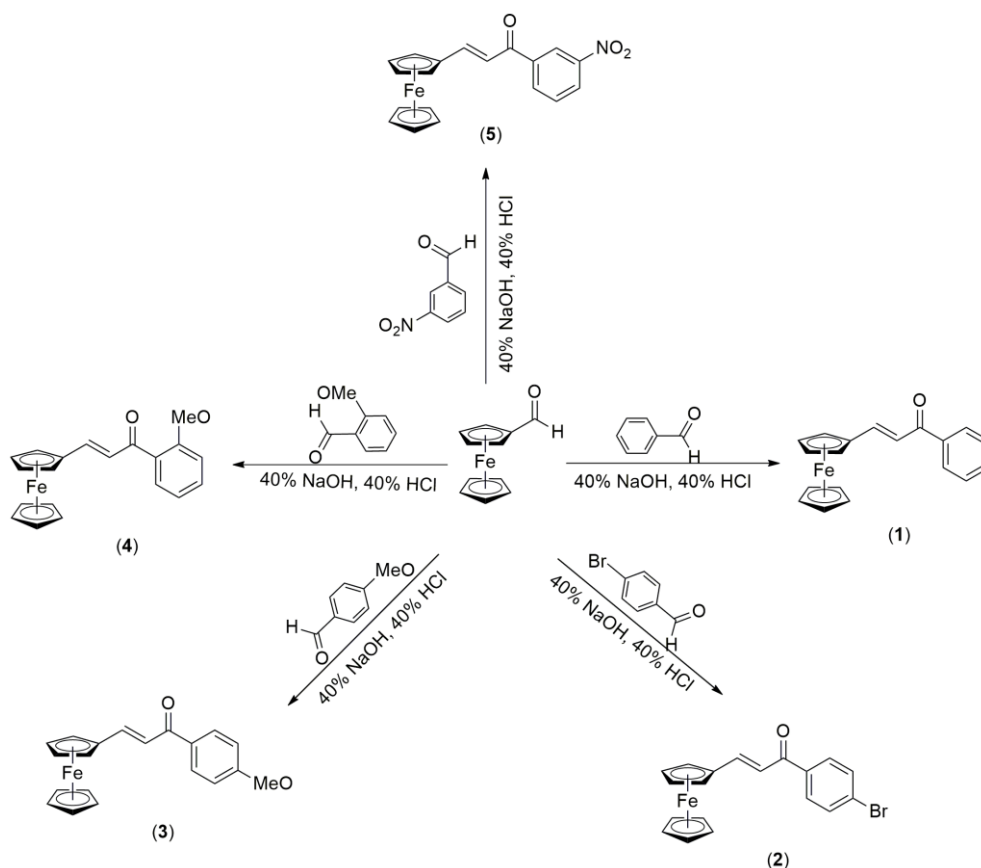
## 2 Experimental section

In order to study the influence of the chemical structure on the antioxidant activity of substituted ferrocenyl-chalcones, five compounds were synthesized. Ferrocenyl chalcones (**1–5**) were prepared according to modified literature procedure [10]. Synthetic pathway is illustrated on Scheme 1 and full structural characterization as melting points, FT-IR/ATR, <sup>1</sup>H and <sup>13</sup>C NMR spectra are given. In addition, their antioxidant activity was determined using the ABTS method.

### 2.1 General procedure for the synthesis of substituted ferrocenyl chalcones

An equimolar amounts of ferrocene-carbaldehyde and the corresponding acetophenone (unsubstituted acetophenone, *p*-bromoacetophenone, *p*-methoxyacetophenone, *o*-methoxyacetophenone and *m*-nitroacetophenone) were dissolved in dry ethanol and the reaction mixture was stirred for 30 min at room temperature (Scheme 1). To the obtained reaction mixture an aqueous solution of sodium hydroxide (40% w/w) was added dropwise during which the reaction mixture turned violet–red. The solution was stirred for 6 h and kept in a freezer overnight. The mixture was

poured onto crushed ice and neutralized with diluted HCl (40%). The obtained precipitate was filtered and washed six times with water and recrystallized from methanol [10].



Scheme 1. Synthesis of the substituted ferrocenyl-chalcones.

## 2.2 Methods for the characterization of the synthesized compounds

The FT-IR/ATR spectra of all synthesized compounds were recorded in the wavelength range 400–4000  $\text{cm}^{-1}$  using a Thermo Scientific Nicolet iS10 apparatus.  $^1\text{H}$  and  $^{13}\text{C}$  NMR spectra of compounds **1–3** were recorded on a Bruker Ascend 400 apparatus at room temperature in deuterated chloroform ( $\text{CDCl}_3$ ), while spectra of compounds **4** and **5** were recorded in deuterated dimethyl sulfoxide ( $\text{DMSO}-d_6$ ). All melting points were determined on Electrothermal apparatus. Elemental analysis of all studied compounds was performed using a microanalyzer of the element Elemental Vario EL III.

*1-(Phenyl)-3-ferrocenylprop-2-en-1-one (1)*: Red-brown solid. Yield: 76%; m.p. 125–127°C, FT-IR/ATR ( $\nu/\text{cm}^{-1}$ ): 3068, 1660, 1600, 1589, 1577, 1469, 1449, 1410, 1393, 1376, 1356, 1301, 1290, 1248, 1220, 1190, 1177, 1103, 1061, 1043, 1036, 1028, 1012, 979, 970, 937, 848, 820, 647, 620, 607, 530, 492, 471;  $^1\text{H}$  NMR (400 MHz,  $\text{CDCl}_3$ ,  $\delta/\text{ppm}$ ): 7.98 (d, 2H,  $J = 7.6$  Hz, Ar-H), 7.76 (d, 1H,  $J = 15.6$  Hz), 7.58–7.47 (m, 3H, Ar-H), 7.13 (d, 1H,  $J = 15.2$  Hz), 4.60 (s, 2H, ferrocenyl), 4.49 (s, 2H, ferrocenyl), 4.18 (s, 5H, ferrocenyl);  $^{13}\text{C}$  NMR (100 MHz,  $\text{CDCl}_3$ ,  $\delta/\text{ppm}$ ): 189.9 (C=O), 146.8, 138.6–128.3 (aromatic C-atoms), 119.2, 79.1, 77.3, 77.0, 76.7, 71.3, 69.8, 69.0, 29.7.

*1-(4-Bromophenyl)-3-ferrocenylprop-2-en-1-one (2)*: Red-brown solid. Yield: 84%; m.p. 155–158°C, FT-IR/ATR ( $\nu/\text{cm}^{-1}$ ): 3083, 1654, 1588, 1581, 1559, 1481, 1398, 1376, 1357, 1321, 1300, 1288, 1249, 1219, 1179, 1105, 1067, 1048, 1028, 1005, 980, 970, 937, 862, 808, 743, 727, 680, 658, 618, 537, 490, 475, 457;  $^1\text{H}$  NMR (400 MHz,  $\text{CDCl}_3$ ,  $\delta/\text{ppm}$ ): 7.85 (d, 2H,  $J = 8.0$  Hz, Ar-H), 7.77 (d, 1H,  $J = 15.2$  Hz), 7.63 (d, 2H,  $J = 7.6$  Hz), 7.07 (d, 1H,  $J = 15.2$  Hz), 4.60 (s, 2H, ferrocenyl), 4.51 (s, 2H, ferrocenyl), 4.19 (s, 5H, ferrocenyl);  $^{13}\text{C}$  NMR (100 MHz,  $\text{CDCl}_3$ ,  $\delta/\text{ppm}$ ): 189.7 (C=O), 147.6, 137.5–129.8 (aromatic C-atoms), 118.4, 79.0, 77.3, 77.0, 76.7, 71.6, 69.9, 69.1, 29.7.

*1-(4-Methoxyphenyl)-3-ferrocenylprop-2-en-1-one (3)*: Red-brown solid. Yield: 78%; m.p. 140–143°C, FT-IR/ATR ( $\nu/\text{cm}^{-1}$ ): 3082, 3010, 2936, 2837, 1648, 1566, 1511, 1461, 1438, 1422, 1393, 1357, 1328, 1301, 1288, 1259;  $^1\text{H}$  NMR (400 MHz,  $\text{CDCl}_3$ ,  $\delta/\text{ppm}$ ): 8.01 (d, 2H,  $J = 8.0$  Hz, Ar-H), 7.74 (d, 1H,  $J = 8.0$  Hz), 7.15 (d, 1H,  $J = 15.2$  Hz), 6.98 (d, 2H,  $J = 8.0$  Hz, Ar-H), 4.59 (s, 2H, ferrocenyl), 4.48 (s, 2H, ferrocenyl), 4.18 (s, 5H, ferrocenyl), 3.89 (s, 3H,  $-\text{OCH}_3-\text{C}_6\text{H}_4$ );  $^{13}\text{C}$  NMR (100 MHz,  $\text{CDCl}_3$ ,  $\delta/\text{ppm}$ ): 188.1 (C=O), 163.1, 145, 8, 136.5–128.8 (aromatic C-atoms), 118.9, 113.7, 77.3, 77.0, 76.7, 71.2, 69.7, 68.9, 55, 529.7.

*1-(2-Methoxyphenyl)-3-ferrocenylprop-2-en-1-one (4)*: Black solid. Yield: 66%; m.p. 98–100°C, FT-IR/ATR ( $\nu/\text{cm}^{-1}$ ): 3378, 1656, 1596, 1485, 1464, 1435, 1358, 1289, 1243, 1179, 1163, 1016, 805, 754, 594, 487;  $^1\text{H}$  NMR (400 MHz,  $\text{DMSO}-d_6$ ,  $\delta/\text{ppm}$ ): 12.17 (s, 4H), 7.6–7.49 (m, 6H), 7.14 (d, 2H,  $J = 8.4$  Hz, Ar-H), 7.00 (d, 2H,  $J = 7.2$  Hz, Ar-H), 4.69 (s, 1H), 4.48 (s, 1H), 4.16 (s, 1H);  $^{13}\text{C}$  NMR (100 MHz,  $\text{DMSO}-d_6$ ,  $\delta/\text{ppm}$ ): 199.3, 172.6, 170.2, 161.7, 158.8, 157.7, 137.1, 134.3, 130.1, 128.3, 120.7, 112.9, 71.9, 70.2, 69.5, 56.4, 32.2, 21.6.

*1-(3-Nitrophenyl)-3-ferrocenylprop-2-en-1-one (5)*: Black solid. Yield: 74%; m.p. > 300 °C, 3370, FT-IR/ATR ( $\nu/\text{cm}^{-1}$ ): 3091, 1657, 1593, 1574, 1477, 1435, 1409, 1348, 1293, 1245, 1216, 1104, 1093, 1041, 1029, 1001, 969, 934, 815, 738, 707, 675, 639, 616, 479;  $^1\text{H}$  NMR (400 MHz,  $\text{DMSO}-d_6$ ,  $\delta/\text{ppm}$ ): 8.74 (s, 2H), 8.51 (d, 2H,  $J = 7.2$  Hz, Ar-H), 8.47 (d, 2H,  $J = 8$  Hz, Ar-H), 7.85 (t, 2H,  $J = 7.6$  Hz), 7.78 (s, 1H), 7.75 (s, 1H), 7.5 (s, 1H), 7.47 (s, 1H), 4.91 (s, 5H), 4.6 (s, 5H);  $^{13}\text{C}$  NMR (100 MHz,  $\text{DMSO}-d_6$ ,  $\delta/\text{ppm}$ ): 186.9, 148.9, 148.8, 139.4, 134.9, 130.9, 127.6, 123.1, 118.6, 79.2, 72.2, 70.2, 70.1, 40.6, 39.4.

### 2.3 Determination of antioxidant activity

The antioxidant activity of the investigated compounds **1–5** was determined using ABTS radical-scavenging assay. A stock solution of the  $\text{ABTS}^{\bullet+}$  radical cation was prepared in the reaction of ABTS (4.912 mL, 7 mM in phosphate-buffered saline (PBS)) and potassium persulfate (0.088 mL, 140 mM in distilled water). After 16 h of incubation in the dark, the stock solution was diluted with methanol until the recorded absorbance at 734 nm was  $0.700 \pm 0.02$ . Subsequently, 20  $\mu\text{L}$  of the methanolic solutions of the investigated compounds (5 mM) were mixed with 2 mL of the ABTS radical solution, shaken and stored in the dark for 10 min. Afterward the absorbance was measured at 734 nm. Each test was done in triplicate. The inhibition percentage of  $\text{ABTS}^{\bullet+}$  was calculated using the formula:

$$\text{Inhibition} = ((\text{Ac}-\text{As})/\text{Ac}) 100 \quad (1)$$

where Ac is the absorbance of the control solution (20  $\mu\text{L}$  of methanol in 2 mL of ABTS solution) and As is the absorbance of the sample solution. Ascorbic acid was used as a standard antioxidant. The antioxidant ability of the most promising derivatives **2** and **3** was further evaluated by determination of the  $\text{IC}_{50}$  values. The methanolic solutions of the corresponding compound and ascorbic acid was prepared in the concentration range 5–0.5 mM.  $\text{IC}_{50}$  values were calculated and presented with standard deviation ( $\pm\text{SD}$ ) [11].

## 3 Results and discussion

In the last decades, the integration of an organometallic moiety with bioactive organic frameworks is becoming an attractive approach to investigate the potential pharmacological activity of newly compounds for the treatment of various diseases. Besides the complexes of transition metals such as Pt, Ru, Os, and Ir known for anti-cancer activity, bis(cyclopentadienyl)iron(Fc, ferrocene) is a widely used structure in biomedical chemistry. According to literature review, ferrocene derivatives represent a useful structural feature in antioxidants. Zhao et al. demonstrated that aianthoidol ferrocene possess good radical scavenging activity for  $\text{AAPH}^{\bullet}$  (2,2'-azobis(2-amidinopropane)-dihydrochloride) and  $\text{ABTS}^{\bullet+}$  radicals, while Štimac et al. demonstrated that the adamantly ferrocene possess antioxidant activity toward DPPH $\bullet$  the (1,1-diphenyl-2-picrylhydrazine) radical. Tabrizi et al. demonstrated that derivatives obtained by a condensation reaction between the amino ferrocene and hydroxycinnamic acids, that is, caffeic acid (CA) and ferulic acid (FA) possess good

free radical scavenging activity toward the numbers of free radicals [12]. Inspired by all these results, we determined the potential antioxidant activity of the ferrocenyl chalcones using the ABTS method. The obtained results were compared with the values for ascorbic acid, which was used as a standard. Based on the obtained results, it can be concluded that the nature and position of the substituent on the phenyl nucleus significantly influence the value of the antioxidant activity (Figure 1). Among the analyzed ferrocene derivatives (**1–5**), only compounds **2** and **3**, which have a strong electron-donor (methoxy group) or electron-acceptor substituent (bromine atom) in the *p*-position of the phenyl nucleus, have significant activity (51.8 and 74.8%, respectively). Compounds **1** (with an unsubstituted phenyl nucleus) and **5** (with a nitro group in the *m*-position of the phenyl nucleus) show moderate activity (22.5 and 33.1%, respectively), while compound **4** with a methoxy group in the *o*-position has weak antioxidant activity (5.1%).

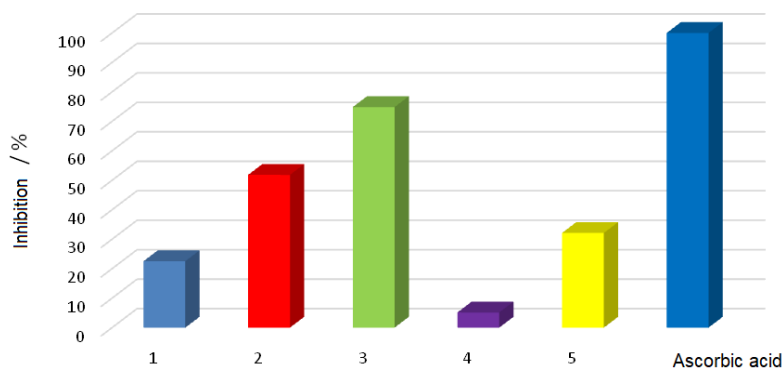


Figure 1. Antioxidant activity of the ferrocenyl chalcones (**1–5**) using the ABTS method.

Minić Jančić et al. demonstrated that some substituents in different positions of the phenyl nucleus may significantly reduce the antioxidant activity of the investigated derivatives [13]. The influence of these substituents on antioxidant activity could be complex and it further depends on their electron donating and accepting capabilities, as well as on the conformation of the molecule. A voluminous *o*-methoxy group makes it difficult for the molecule to bind the free radicals and thus disable electron exchange. Contrary, when methoxy group is in *para* position, steric interferences are reduced, hence free radical scavenging is increased. In addition, the positive resonant effect of the methoxy group results in the formation of a more stable radical form and higher antioxidant activity [13]. In order to determine  $IC_{50}$  values of the most active compounds **2** and **3**, i.e. concentrations required for inhibition of initial ABTS radical concentration by 50%, antioxidant activities are determined in the range of 5–0.5 mM (Figure 2). In general, high  $IC_{50}$  values indicate low antioxidant activity. The obtained  $IC_{50}$  values for compounds **2** and **3** are 2.44 and 2.11 mM, respectively, and are higher compared to the value for ascorbic acid (1.45 mM).

## 4 Conclusion

In order to create new pharmacologically active compounds, potential antioxidants, in this work, five ferrocenyl chalcones were synthesized and fully structurally characterized by melting points, FT-IR/ATR,  $^1H$  and  $^{13}C$  NMR spectroscopic methods. The synthesized compounds differ from each other according to the nature and position of the substituent attached to the phenyl group in position 1 of the linear unsaturated carbonyl system. Results of the evaluation of antioxidant activity obtained using ABTS assay indicate that the nature and position of the substituent on the phenyl nucleus significantly influence the antioxidant activity. Among the analyzed ferrocenyl chalcones (**1–5**), only compounds **2** and **3**, bearing a strong electron-donor (methoxy group) or electron-acceptor substituent (bromine atom) in the *p*-position of the phenyl nucleus, possess moderate activity. The obtained  $IC_{50}$  values for compounds **2** and **3** are 2.44 and 2.11 mM, respectively. It has been shown that ferrocenyl chalcones exhibit less potent activity when compared to the ascorbic

acid, wherein compounds **2** and **3** could be considered as prominent antioxidant molecules. The general conclusion based on these evaluations is that the ferrocenyl chalcones represent an interesting starting point for the synthesis of some new pharmacologically active compounds.

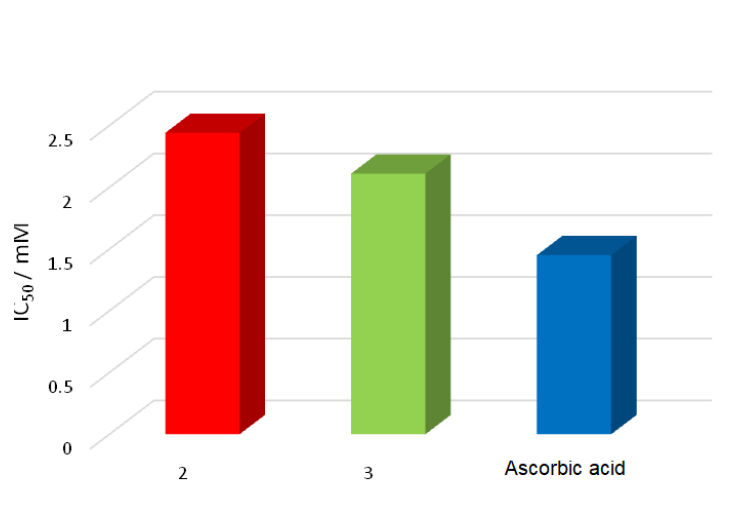


Figure 2. IC<sub>50</sub> value of compounds **2**, **3** and ascorbic acid.

#### 4.1 Acknowledgement

This work was supported by the Ministry of Science, Technological Development and Innovation of the Republic of Serbia (Contract No. 451-03-47/2023-01/200135 and 451-03-47/2023-01/200287).

#### 5 References

- [1] **Montes-Gonzalez I., Alsina-Sanchez A. M., Aponte-Santini J. C., Delgado-Rivera S. M., Duran-Camacho G. L.**, Perspectives of ferrocenyl chalcones: synthetic scaffolds toward biomedical and materials science applications, *Pure Applied Chemistry* 91 (2019) pp. 653–669.
- [2] **Yadav D. K., Tripathi K. P., Kaushik P., Pankaj, Rana V. S., D. Kamil, D. Khatri, Shakil N. A.**, Microwave assisted synthesis, characterization and biological activities of ferrocenyl chalcones and their QSAR analysis: Part II, *Journal of Environmental Science and Health, Part B* 56 (2021) 82–97.
- [3] **Henry E. J., Bird S. J., Gowland P., Collins M., Cassella J. P.**, Ferrocenyl chalcone derivatives as possible antimicrobial agents, *The Journal of Antibiotics* 73 (2020) pp. 299–308.
- [4] **Wu X., Wilairat P., Go M. L.**, Antimalarial activity of ferrocenyl chalcones, *Bioorganic and Medicinal Chemistry Letters* 12 (2002) 2299–2302.
- [5] **Tang W., Gao Y., Tong H., Xu X., Zhu Z., Liu B.**, Green synthesis of ferrocenyl chalcones against triple negative breast cancer, *Journal of Organometallic Chemistry* 989 (2023) 122640.
- [6] **Smit F. J., Bezuidenhout J. J., Bezuidenhout C. C., N’Da D.**, Synthesis and *in vitro* biological activities of ferrocenyl–chalcone amides, *Medicinal Chemistry Research* 25 (2016) 568–584
- [7] **Santos-Sánchez N. F., Salas-Coronado R., Villanueva-Cañongo C., Hernández-Carlos B.**, Antioxidant compounds and their antioxidant mechanism in Antioxidants (ed. **Shalaby E.**), IntechOpen, London, United Kingdom, 2019.
- [8] **Meng X., Li S., Ma W., Wang J., Hu Z., Cao D.**, Synthesis and antioxidant activities of ferrocenyl-containing curcumin analogues, *Letters in Drug Discovery*, 15 (2018) 1252–1258.
- [9] **Singh G., Arora A., Kalra P., Kumar Maurya I., Espinosa Ruizc C., Angeles Estebanc M., Sinha S., Goyal K., Sehgal R.**, A strategic approach to the synthesis of ferrocene appended chalcone linked triazole allied organosilatrane: antibacterial, antifungal, antiparasitic and antioxidant studies, *Bioorganic and Medicinal Chemistry*, 27 (2019) 188–195.
- [10] **Chauhan R., Yadav R., Kumar Singh A., Trivedi M., G. Kociok-Köhn, Kumar A., Gosavif S., Ranea S.**, Ferrocenyl chalcones with phenolic and pyridyl anchors as potential sensitizers in dye-sensitized solar cells, *RSC Advances*, 6 (2016) 97664–97675.

- [11] **Ladarević J., Božić B., Matović L., Božić Nedeljković B., Mijin D.**, Role of the bifurcated intramolecular hydrogen bond on the physico-chemical profile of the novel azo pyridine dyes, *Dyes and Pigments*, 162 (2019) 562–572.
- [12] **Tabrizi L., Le Anh Nguyen T., Dieu Thao Tran H., Quan Pham M., Quang Dao D.**, Antioxidant and anticancer properties of functionalized ferrocene with hydroxycinnamate derivatives—an integrated experimental and theoretical study, *Journal of Chemical Information and Modeling*, 60 (2020) 6185–6203.
- [13] **Minić Jančić A., Katanić Stanković J. S., Srećković N., Mihailović V., Ilić Komatina D., Stevanović D.**, Ferrocene-containing tetrahydropyrimidin-2(1H)-ones: antioxidant and antimicrobial activity, *Journal of Organometallic Chemistry*, 967 (2022) 122335.