

27th International Symposium on Analytical and Environmental Problems



PROCEEDINGS OF THE
27th International Symposium
on Analytical and Environmental Problems

Szeged, Hungary
November 22-23, 2021



University of Szeged

Edited by:
Tünde Alapi
Róbert Berkecz
István Ilisz

Publisher:
University of Szeged, H-6720 Szeged, Dugonics tér 13,
Hungary

ISBN 978-963-306-835-9

2021.
Szeged, Hungary

***The 27th International Symposium on Analytical and
Environmental Problems***

Organized by:

SZAB Kémiai Szakbizottság Analitikai és Környezetvédelmi Munkabizottsága

Supporting Organizations

*Institute of Pharmaceutical Analysis, University of Szeged
Department of Inorganic and Analytical Chemistry, University of Szeged*

Symposium Chairman:

István Ilisz, DSc

Honorary Chairman:

Zoltán Galbács, PhD

Organizing Committee:

István Ilisz, DSc

professor of chemistry

University of Szeged, Institute of Pharmaceutical Analysis

Tünde Alapi, PhD

assistant professor

University of Szeged, Department of Inorganic and Analytical Chemistry

Róbert Berkecz, PhD

assistant professor

University of Szeged, Institute of Pharmaceutical Analysis

Scientific Committee:

István Ilisz, DSc

Tünde Alapi, PhD

Róbert Berkecz, PhD

Daniela Sojic Merkulov, PhD

associate professor

*University of Novi Sad, Faculty of Sciences, Department of Chemistry, Biochemistry and
Environmental Protection*

Lecture Proceedings

ANALYSIS OF KINETICS OF POORLY WATER-SOLUBLE DRUG RELEASE FROM HYDROGELS BASED ON POLY(METHACRYLIC ACID) AND CASEIN WITH DIFFERENT CROSSLINKER AMOUNT

Maja D. Markovic^{*1}, Julijana D. Tadic², Rada V. Pjanovic³

¹ *Innovation Center of Faculty of Technology and Metallurgy, University of Belgrade, Karnegijeva 4, 11000 Belgrade, Serbia*

² *Vinca Institute of Nuclear Sciences – National Institute of the Republic of Serbia, University of Belgrade, Mike Petrovica Alasa 12-14, 11001 Belgrade, Serbia*

³ *Faculty of Technology and Metallurgy, University of Belgrade, Karnegijeva 4, 11000 Belgrade, Serbia*

**e-mail: mmarkovic@tmf.bg.ac.rs*

Abstract

Nowadays, humanity are faced with many challenges which affect health of people all around the globe (such as climate change, new diseases and/or already present ones for which cure has not been found yet – cancer). The efforts of researchers on the field of drug delivery systems bring everyday novel tools for safer and more effective therapy. pH sensitive hydrogels based on poly(methacrylic acid) are recognized as materials with huge potential for controlled release of drugs. The encapsulation and controlled release of many chemotherapeutics is quite challenge due to their poorly water-solubility. In our previous research we overcome this problem by modifying hydrophilic pol(methacrylic acid) with amphiphilic casein and showed that prepared material have potential for encapsulation and controlled release of poorly water-soluble model drug – caffeine (PMAC carriers). In present study we deepened further our research and employed various models: Ritger-Peppas, Higuchi and Kopcha model to analyze how the change of crosslinker amount affect the mechanism of release kinetics of caffeine in medium with pH of 6.8 (which simulated the environment in human intestines). Obtained results showed that only by changing one parameter such as crosslinker amount it is possible to fine tune the type of drug release mechanism, due to which the PMAC carriers would be able to respond to the specific demands of therapy.

Introduction

Climate change and serious diseases are grate challenges of modern world. Researchers efforts in the field of medicine resulted in promising tools for safer and more effective therapy of serious diseases such as various types of cancer. One of these tools are certainly drug delivery systems which enable targeted delivery of a drug at specific place in human body and its controlled release due to which drug concentration remains constant. In that way bioavailability of drug is improved whereas side effects are reduced which further leads to the better therapy [1]. pH sensitive hydrogels based on poly(methacrylic acid) (PMAA) are materials with huge potential for controlled release of drugs. These hydrogels are non-toxic, biocompatible and are able to swell in environment with pH higher than pKa of PMAA and therefore release encapsulated drug in the process [2]. Due to the hydrophilicity of PMAA it is quate challenging to encapsulate poorly water-soluble drugs (such as many chemotherapeutics). We overcome this limitation by modifying PMAA with amphiphilic casein and demonstrated effectiveness of this carrier for encapsulation and controlled release of poorly water-soluble model drug – caffeine (PMAC carriers) [2-5]. In our previous research we also showed that only by changing one synthesis parameter such as crosslinker amount it was possible to tune caffeine release profiles [5].

In present study we further deepened our research and employed several models (Ritger-Peppas [6], Higuchi [7] and Kopcha model [8]) to analyze how the change of crosslinker amount affect the mechanism of caffeine release from the PMAC carriers in phosphate buffer with pH of 6.8 at 37°C (PB 6.8).

Experimental

The PAMC carriers were synthesized by free-radical polymerization and all carriers had 4 ml of PMAA, 4 g of casein, 0.2 g caffeine and 0.9 ml of 1wt% aqueous solution of initiator (2,2'-azobis-[2-(2-imidazolin-2-yl)propane] dihydrochloride), whereas the amount of crosslinker - methylenebisacrylamide (MBA) was varied: 0.8mol%, 1.6mol% and 3.2mol% (with respect to the amount of methacrylic acid). The synthesis, the list of used chemicals and the feed composition are presented in our previous research [5]. The synthesized carriers were denoted as PMAC-xM, where xM represented the amount of crosslinker (M, 2M, 4M and 8M = 0.4 mol%, 0.8mol%, 1.6mol% and 3.2mol% of crosslinker, respectively).

In order to better understand the mechanism of caffeine release from the PMAC carriers and how the increase in the crosslinker amount affects it, caffeine release data were analyzed with the most commonly used models Ritger-Peppas (Eq. (1)), Higuchi (Eq. (2)) and Kopcha model (Eq. (3)):

$$\frac{M_t}{M_\infty} = kt^n \quad (1)$$

$$\frac{M_t}{M_\infty} = k_H \sqrt{t} \quad (2)$$

$$\frac{M_t}{M_\infty} = k_1 t^{0.5} + k_2 t^1 \quad (3).$$

In all equations the $\frac{M_t}{M_\infty}$ represents the fractional drug release and t is the time of the drug release process (min). In Eq. (1) the coefficient k is the constant of the speed of drug release (min^{-1}) and exponent n shows the type of the mechanism of drug release (diffusion and/or relaxation of polymer's chains). In Eq. (2) the coefficient k_H represents the constant of the speed of drug diffusion from the carrier (min^{-1}). In Eq. (3) the coefficient k_1 is the constant of the speed of drug release governed by diffusion (min^{-1}), whereas the coefficient k_2 is the constant of the speed of drug release governed by relaxation of polymer's chains (min^{-1}).

The equations Eq. (1) and Eq. (2) were used in following forms: $\ln\left(\frac{M_t}{M_\infty}\right) = \ln(kt^n)$ and $\frac{M_t}{M_\infty} = k_H t^{0.5}$, respectively. The form of Eq. (3) was added into the OriginPro 8.5 program and then it was applied on the caffeine release profiles $\left(\frac{M_t}{M_\infty} - t\right)$. The "fields of applicability" of applied models were denoted as $\Delta\alpha$ (%).

Results and discussion

The profiles of caffeine release in PB 6.8 were fitted with Ritger-Peppas (R-P), Higuchi and Kopcha model and are presented in Fig. 1., Fig. 2. and Fig. 3., respectively. Calculated kinetics parameters of applied models and corresponding fields of applicability are presented in Table 1. The analysis of the kinetics of caffeine release from PMAC-M were presented in our previous research [2], and only obtained values of kinetics parameter are presented in Table 1. in order to compare with the results obtained in present study.

R-P model showed that caffeine release from PMAC-M and PMAC-2M was governed only by relaxation of polymer's chains of the carrier's network, whereas caffeine was released from PMAC-4M and PMAC-8M carriers by both mechanism – diffusion and relaxation of polymer's chains. The obtained values of Higuchi coefficient k_H for all the samples were higher than the values of corresponding Kopcha coefficient k_1 , and the fields of applicability of these two

models were similar. However, Higuchi model does not consider the impact of the polymer's chains relaxation on the process of drug release. The increase in the crosslinker amount led to the decrease of the speed of caffeine release (decrease of the Kopcha coefficient k_2).

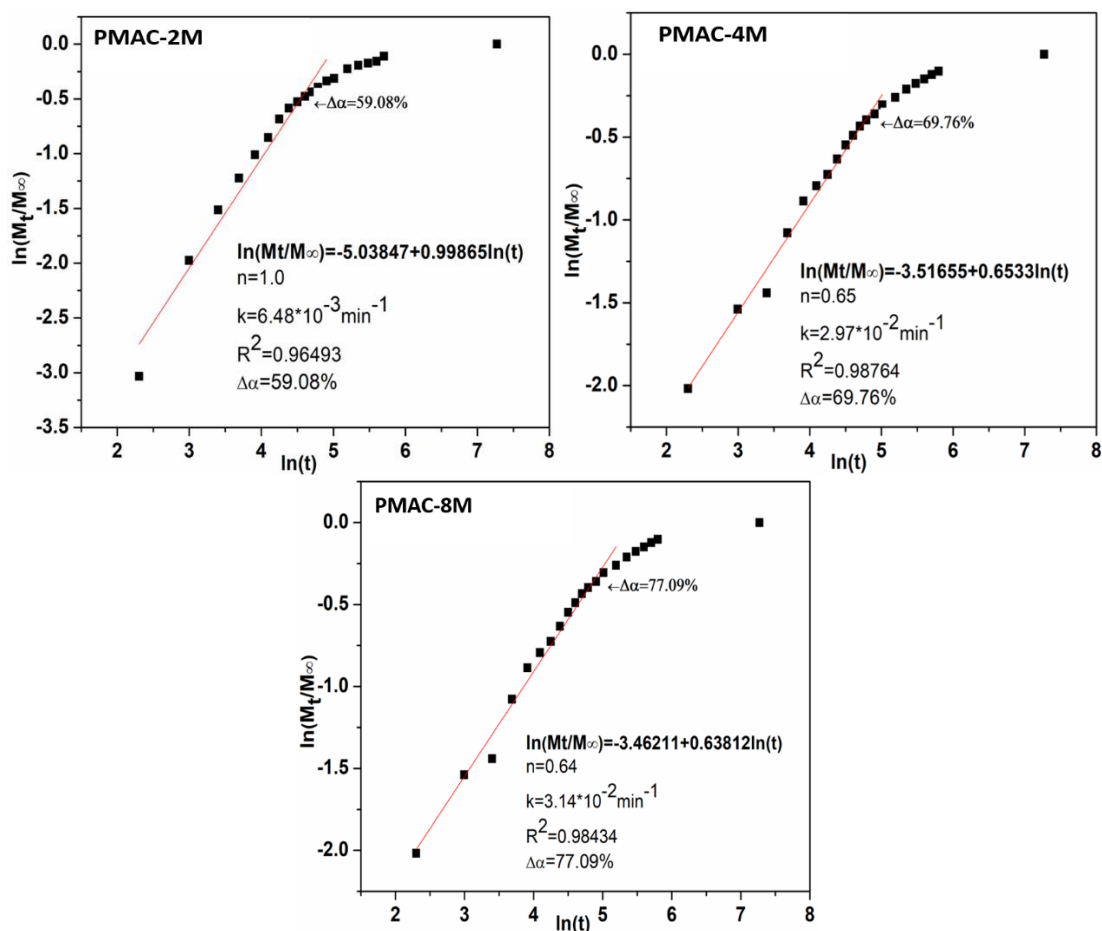
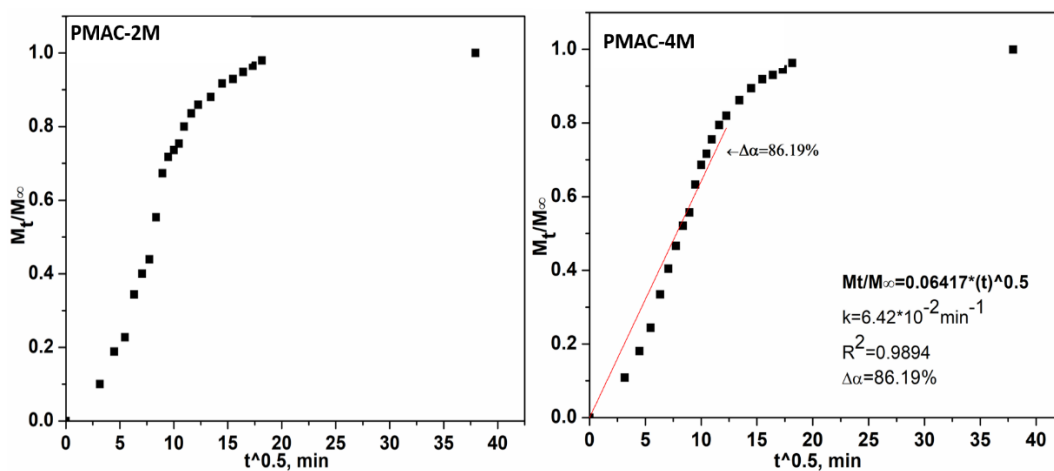


Figure 1. Fitting of the profiles of caffeine release from the PMAC carriers in PB 6.8 with R-P model



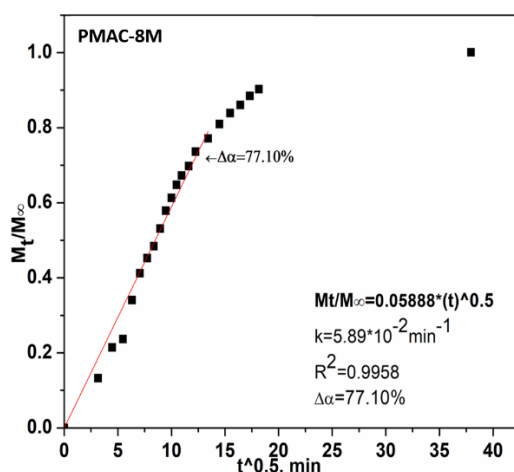


Figure 2. Fitting of the profiles of caffeine release from the PMAC carriers in PB 6.8 with Higuchi model

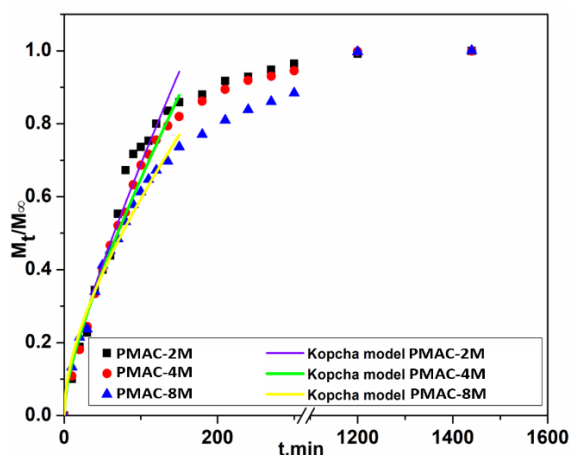


Figure 3. Fitting of the profiles of caffeine release from the PMAC carriers in PB 6.8 with Kopcha model

Table 1. Obtained kinetics parameters of chosen models for each PMAC carrier

Model	Sample	PMAC-M	PMAC-2M	PMAC-4M	PMAC-8M
R-P	n	1.0	1.0	0.65	0.64
	$k \cdot 10^2 \text{ (min}^{-1}\text{)}$	0.930	0.648	2.97	3.14
	$\Delta\alpha(\%)$	71.5	59.1	69.8	77.1
	R^2	0.911	0.965	0.988	0.984
Higuchi	$k_H \cdot 10^2$	5.13	6.48	6.42	5.89
	$\Delta\alpha(\%)$	90.5	55.3	86.2	77.1
	R^2	0.985	0.965	0.989	0.996
Kopcha	$k_1 \cdot 10^2$	2.40	3.35	4.30	4.21
	$k_2 \cdot 10^3$	4.52	3.55	2.07	1.81
	$\Delta\alpha$	71.5	83.6	81.9	69.8
	R^2	0.989	0.969	0.977	0.990

The fitting of the caffeine release data was the best with Kopcha model, therefore it can be concluded that the caffeine release from PMAC carriers was governed by both mechanism - diffusion and polymer's chains relaxation.

Conclusion

In our previous research we synthesized PMAC carriers and investigated how the increase in the crosslinker amount affect the swelling of the carriers and release of poorly water model drug - caffeine. In present study we did step forward and analyzed the mechanism of caffeine release from PMAC carriers in PB 6.8 and investigated how the change in crosslinker amount affect the type of the drug release mechanism. Several models Ritger-Peppas, Higuchi and Kopcha model were used for the analysis of kinetics of caffeine release from PMAC carriers. Obtained results showed that the best fitting of the caffeine release data was with Kopcha model and both mechanism (diffusion and relaxation of polymer's chains) governed the caffeine release from the PMAC carriers.

Acknowledgements

This work was supported by the Ministry of Education, Science and Technological Development of the Republic of Serbia (Contract Nos. 451-03-9/2021-14/200287 and 451-03-9/2021-14/200017).

References

- [1] S. Singh, U.N. Dash, M. Talukdar, Solubility enhancement and study of molecular interactions of poorly soluble ibuprofen in presence of urea, a hydrotropic agent, *Materials Today: Proceedings* 30 (2020) 246-253.
- [2] M.D. Markovic, V.V. Panic, S.I. Seslija, P.M. Spasojevic, V.D. Ugrinovic, N.M. Boskovic-Vragolovic, R.V. Pjanovic, Modification of hydrophilic polymer network to design a carrier for a poorly water-soluble substance, *Polymer Engineering & Science* 60(10) (2020) 2496-2510.
- [3] M.D. Markovic, P.M. Spasojevic, S.I. Seslija, I.G. Popovic, D.N. Veljovic, R.V. Pjanovic, V.V. Panic, Casein-poly(methacrylic acid) hybrid soft networks with easy tunable properties, *European Polymer Journal* 113 (2019) 276-288.
- [4] M.D. Markovic, V.V. Panic, S.I. Seslija, A.D. Milivojevic, P.M. Spasojevic, N.M. Boskovic-Vragolovic, R.V. Pjanovic, Novel strategy for encapsulation and targeted delivery of poorly water-soluble active substances, *Polymer Engineering & Science* 60(8) (2020) 2008-2022.
- [5] M. D. Markovic, V.V. Panic J. D. Tadic, R. V. Pjanovic, Effect of crosslinker amount on hybrid hydrogels swelling and drug release ICCBIKG2021-Proceedings-ElVers.pdf (2021) 125-128.
- [6] P.L. Ritger, N.A. Peppas, A simple equation for description of solute release II. Fickian and anomalous release from swellable devices, *Journal of Controlled Release* 5(1) (1987) 37-42.
- [7] T. Higuchi, Rate of release of medicaments from ointment bases containing drugs in suspension, *Journal of Pharmaceutical Sciences* 50 (1961) 874-5.
- [8] M. Kopcha, N.G. Lordi, K.J. Tojo, Evaluation of release from selected thermosoftening vehicles, *The Journal of pharmacy and pharmacology* 43(6) (1991) 382-387.