



Processing '21

ZBORNIK RADOVA

34. Međunarodni kongres o procesnoj industriji

3. i 4. jun 2021
Novi Sad

ZBORNİK RADOVA

**pisanih za 34. Međunarodni kongres o procesnoj industriji
PROCESING '21**



2021

ZBORNİK RADOVA

pisanih za 34. Međunarodni kongres o procesnoj industriji
PROCESING '21

Fakultet tehničkih nauka Univerziteta u Novom Sadu, Novi Sad

Izdavač

Savez mašinskih i elektrotehničkih
inženjera i tehničara Srbije (SMEITS)
Društvo za procesnu tehniku
Kneza Miloša 7a/II,
11000 Beograd

Predsednik Društva za procesnu tehniku pri SMEITS-u

prof. dr Aleksandar Jovović, dipl. inž.

Urednici

Prof. dr Miroslav Stanojević, dipl. inž.
Prof. dr Aleksandar Jovović, dipl. inž.

Tiraž

50 primeraka

CD umnožava

SMEITS, Beograd

ISBN

978-86-85535-08-6

Godina izdavanja

2021.



Društvo za procesnu tehniku
pri SMEITS-u



Katedra za procesnu tehniku
Mašinskog fakulteta u Beograd



Fakultet tehničkih nauka Univerziteta u Novom Sadu, Novi Sad

CIP - Каталогизација у публикацији
Народна библиотека Србије, Београд

621(082)(0.034.2)
66.01(082)(0.034.2)

МЕЂУНАРОДНИ конгрес о процесној индустрији ПРОЦЕСИНГ (34 ; 2021 ; Нови Сад)

Zbornik radova [pisanih za] 34. Međunarodni kongres o procesnoj industriji, PROCESING '21, 3. i 4. jun 2021, Novi Sad [Elektronski izvor] / [organizator Savez mašinskih i elektrotehničkih inženjera i tehničara Srbije (SMEITS)] ; [urednici Miroslav Stanojević, Aleksandar Jovović]. - Beograd : Savez mašinskih i elektrotehničkih inženjera i tehničara Srbije (SMEITS), Društvo za procesnu tehniku, 2020 (Beograd : SMEITS). - 1 elektronski optički disk (CD-ROM) ; 12 cm

Sistemska zahteva: Nisu navedeni. - Radovi na srp. i engl. jeziku. - Nasl. sa naslovne strane dokumenta. - Tiraž 50. - Bibliografija uz svaki rad. - Abstracts.

ISBN 978-86-85535-08-6

a) Машинство -- Зборници б) Процесна индустрија -- Зборници

COBISS.SR-ID 42858249

Održavanje 34. Procesinga finansijski je pomoglo
Ministarstvo prosvete, nauke i tehnološkog
razvoja Republike Srbije



Programski pokrovitelji

- MAŠINSKI FAKULTET UNIVERZITETA U BEOGRADU, BEOGRAD
- TEHNOLOŠKO-METALURŠKI FAKULTET UNIVERZITETA U BEOGRADU, BEOGRAD
- FAKULTET TEHNIČKIH NAUKA UNIVERZITETA U NOVOM SADU, NOVI SAD
- DEPARTMAN ZA ENERGETIKU I PROCESNU TEHNIKU FAKULTETA TEHNIČKIH NAUKA UNIVERZITETA U NOVOM SADU, NOVI SAD
- TEHNOLOŠKI FAKULTET UNIVERZITETA U NOVOM SADU, NOVI SAD
- FAKULTET ORGANIZACIONIH NAUKA UNIVERZITETA U BEOGRADU, BEOGRAD

34. Procesing se održava uz podršku



Ministarstvo zaštite životne sredine
Republike Srbije



Privredna komora Srbije
Beograd



Inženjerska komora Srbije
Beograd

Sponzori



Indija



Beograd



Beograd



Subotica



Beograd



Ruma



Novi Sad



Irig



Gornja Toplica, Popadić



Beograd



Beograd

MEĐUNARODNI NAUČNI ODBOR

- Prof. dr Ivan Božić** *Mašinski fakultet Univerziteta u Beogradu, Beograd*
Prof. dr Mirko Dobrnjac *Mašinski fakultet, Univerzitet u Banja Luci, Banja Luka, BiH*
Prof. dr Damir Đaković *Fakultet tehničkih nauka Univerziteta u Novom Sadu, Novi Sad*
Dr Maja Đolić *Tehnološko-metalurški fakultet Univerziteta u Beogradu, Beograd*
- Prof. dr Mladen Đurić** *Fakultet organizacionih nauka Univerziteta u Beogradu, Beograd*
Prof. dr Srbislav Genić *Mašinski fakultet Univerziteta u Beogradu, Beograd*
Prof. dr Milan Gojak *Mašinski fakultet Univerziteta u Beogradu, Beograd*
Prof. dr Dušan Golubović *Mašinski fakultet Istočno Sarajevo, Sarajevo, BiH*
Prof. dr Zvonimir Guzović *Fakultet strojarstva i brodogradnje, Sveučilište u Zagrebu, Zagreb, Hrvatska*
- Prof. dr Vladan Ivanović** *Mašinski fakultet Univerziteta Crne Gore, Podgorica, Crna Gora*
Prof. dr Jelena Janevski *Mašinski fakultet Univerziteta u Nišu, Niš*
Prof. dr Aleksandar Jovović *Mašinski fakultet Univerziteta u Beogradu, Beograd (predsednik)*
Dr Milica Karanac *Envico, Beograd*
Mr Vesna Alivojvodić *Akademija tehničkih strukovnih studija Beograd – Odsek Beogradska politehnika*
- Prof. dr Rade Karamarković** *Fakultet za mašinstvo i građevinarstvo u Kraljevu, Univerzitet u Kragujevcu*
- Prof. dr Mirjana Kijevčanin** *Tehnološko-metalurški fakultet Univerziteta u Beogradu, Beograd*
- Prof. dr Miroslav Kljajić** *Fakultet tehničkih nauka Univerziteta u Novom Sadu, Novi Sad*
Prof. dr Atanas Kočov *Mašinski fakultet Univerziteta u Skoplju, Skoplje, Severna Makedonija*
- Prof. dr Filip Kokalj** *Mašinski fakultet Univerziteta u Mariboru, Slovenija*
Prof. dr Dejan Krčmar *Prirodno matematički fakultet Univerziteta u Novom Sadu, Novi Sad*
- Dr Čedo Lalović** *Akademija strukovnih studija Šumadija – Odsek Aranđelovac*
Prof. dr Dorin Lelea *Polytechnic University of Timisoara, Timisoara, Rumunija*
Dr Stefan Mandić Rajčević *University of Milan, Italija*
Prof. dr Sanja Milivojević *Mašinski fakultet Univerziteta u Beogradu, Beograd*
Prof. dr Ljiljana Medić-Pejić *Universidad Politecnica de Madrid, Španija*
Prof. dr Sanda Midžić-Kurtagić *Mašinski fakultet Univerziteta u Sarajevu, Sarajevo, BiH*
Prof. dr Biljana Miljković *Fakultet tehničkih nauka Univerziteta u Novom Sadu, Novi Sad*
Dr Dobrica Milovanović *Fakultet inženjerskih nauka Univerziteta u Kragujevcu, Kragujevac*
- Prof. dr Srđan Nešić** *Ohio University, Russ College of Engineering and Technology, Ohio, SAD*
- Prof. dr Branislava Nikolovski** *Tehnološki fakultet Univerziteta u Novom Sadu, Novi Sad*
Prof. dr Nataša Nord *Norwegian University of Science and Technology, Trondheim, Norveška*
- Prof. dr Marko Obradović** *Mašinski fakultet Univerziteta u Beogradu, Beograd*
Prof. dr Olga Petrov *British Columbia Institute of Technology, Canada*
Prof. dr Nataša Petrović *Fakultet organizacionih nauka Univerziteta u Beogradu, Beograd*
Prof. dr Aleksandar Petrović *Mašinski fakultet Univerziteta u Beogradu, Beograd*
Prof. dr Dejan Radić *Mašinski fakultet Univerziteta u Beogradu, Beograd*
Prof. dr Ivona Radović *Tehnološko-metalurški fakultet Univerziteta u Beogradu, Beograd*
- Prof. dr Dunja Sokolović** *Fakultet tehničkih nauka Univerziteta u Novom Sadu, Novi Sad*
Prof. dr Mirjana Stamenić *Mašinski fakultet Univerziteta u Beogradu, Beograd*
Prof. dr Olivera Stamenković *Tehnološki fakultet u Leskovcu, Univerzitet u Nišu*
Dr Nikola Tanasić *Akademija tehničkih strukovnih studija Beograd*
Doc. dr Dušan Todorović *Mašinski fakultet Univerziteta u Beogradu, Beograd*

Dr Marta Trninić *Akademija tehničkih strukovnih studija Beograd – Odsek Beogradska politehnika*
Dr Nikola Živković *Univerzitet u Beogradu, Institut za nuklearne nauke „Vinča“, Laboratorija za termotehniku i energetiku, Beograd, Srbija*

ORGANIZACIONI ODBOR

Mr. Boris Hrnčić *Mašinski fakultet Univerziteta Crne Gore, Podgorica, Crna Gora*
Dr Gorica Ivaniš *Tehnološko-metalurški fakultet Univerziteta u Beogradu, Beograd*
Dr Miloš Ivošević *Mašinski fakultet Univerziteta u Beogradu, Beograd*
Doc. dr Mladen Josijević *Fakultet inženjerskih nauka Univerziteta u Kragujevcu, Kragujevac*
Dr Nikola Karličić *Mašinski fakultet Univerziteta u Beogradu, Beograd*
Prof. dr Miljan Marašević *Fakultet za mašinstvo i građevinarstvo u Kraljevu, Univerziteta u Kragujevcu*
Dr Nenad Mitrović *Mašinski fakultet Univerziteta u Beogradu, Beograd*
Dr Jelena Ruso *Fakultet organizacionih nauka Univerziteta u Beogradu, Beograd*
Dr Jasna Tolmač *Tehnički fakultet „Mihajlo Pupin“ Univerziteta u Novom Sadu, Zrenjanin*
Prof. dr Miroslav Stanojević *Mašinski fakultet Univerziteta u Beogradu, Beograd*
Prof. dr Marija Tasić *Tehnološki fakultet u Leskovcu, Univerzitet u Nišu*
Mr Milan Travica *Mašinski fakultet Univerziteta u Beogradu, Beograd*
Prof. dr Goran Vučković *Mašinski fakultet Univerziteta u Nišu, Niš*
Jelena Salević *SMEITS, Beograd*
Vladan Galebović *SMEITS, Beograd*

POČASNI ODBOR

Prof. dr Bratislav Blagojević *predsednik SMEITS-a*
Prof. dr Radivoje Mitrović *dekan Mašinskog fakulteta Univerziteta u Beogradu*
Prof. dr Rade Doroslovački *dekan Fakulteta tehničkih nauka Univerziteta u Novom Sadu*
Prof. dr Martin Bogner *Mašinski fakultet Univerziteta u Beogradu*
Prof. dr Goran Jankes *Mašinski fakultet Univerziteta u Beogradu*
Bratislav Sadžaković *GasTeh, Indija*
Dušan Durković *Grundfos Srbija, Beograd*
Jovanka Jovanović *Robert Bosch, Beograd*
Čaba Kern *Cim Gas, Subotica*
Nemanja Tubić *Wilo Beograd, Beograd*
Aleksandar Klevernić *Vupis, Ruma*
Dušan Bajatović *JP "Srbijagas", Novi Sad*
Jovo Jurić *OD-JU, Irig*
Dejan Margetić *Vodavoda, Mionica*
Prof. dr Snežana Pajović *Institut za nuklearne nauke, Univerzitet u Beogradu, institut od nacionalnog značaja za Republiku Srbiju, Beograd*
Marica Mijajlović *Inženjerska komora Srbije, Beograd*

ORGANIZATOR

Savez mašinskih i elektrotehničkih
inženjera i tehničara Srbije (SMEITS),
Kneza Miloša 7a/II, 11000 Beograd
Tel. +381 (0) 11 3230-041, +381 (0) 11 3031-696,
tel./faks +381 (0) 11 3231-372
E-mail: procesing@smeits.rs
web: www.smeits.rs

PREDGOVOR

U ovom zborniku su kompletni radovi koje je Naučno-stručni odbor 34. Međunarodnog kongresa o procesnoj industriji Procesing '21. posle obavljenih recenzija prihvatio za izlaganje.

Zbornik radova će biti objavljen elektronski i na sajtu www.izdanja.smeits.rs.

Međunarodni karakter Procesinga '21 i ove godine ostvaren je inostranim učesnicima sa radovima, kao i članovima naučnog odbora. Zvanični jezici za izlaganje radova na kongresu su srpski i engleski.

Osnovni ciljevi kongresa su inoviranje i proširivanje znanja inženjera u procesnoj industriji, energetici, rudarstvu, komunalnom sektoru (vodovodima, toplanama) i podrška istraživačima u predstavljanju ostvarenih rezultata istraživačkih projekata.

Tematika Procesinga '21 obuhvata osnovne procesne operacije – mehaničke, hidromehaničke, toplotne, difuzione, hemijske i biohemijske, kao i procesna postrojenja i opremu (aparate i mašine).

Program Procesinga '21 obuhvata oblasti: projektovanja i razvoja u procesnoj industriji; konstruisanja mašina, aparata i uređaja; pripreme i vođenja izgradnje i montaže industrijskih postrojenja; industrijskih i laboratorijskih merenja; ispitivanja i atestiranja materijala, proizvoda, mašina i aparata; istraživanja i razvoja nove opreme i industrijskih sistema.

U program Procesinga '21 po tradiciji, pored prezentacije radova uključena su tri Okrugla stola iz aktuelnih tema u oblasti procesne tehnike:

- *Cirkularna ekonomija – alat za održivost industrije,*
- *Tretman voda u industriji – iskustva i buduće potrebe,*
- *Gasovi u industriji – primeri dobre prakse.*

Procesing '21 organizuje Društvo za procesnu tehniku pri SMEITS-u, a u Naučnom i Organizacionom odboru prisutni su predstavnici svih Mašinskih fakulteta u Srbiji kao i Tehnoloških i drugih fakulteta u okviru kojih je oblast procesne tehnike zastupljena u nastavi.

Pomoć u organizovanju Procesinga '21 dali su članovi Katedre za procesnu tehniku Mašinskog fakulteta Univerziteta u Beogradu i Departmana za energetiku i procesnu tehniku Fakulteta tehničkih nauka iz Novog Sada.

Sa Tehnološko-metalurškog fakulteta u Beogradu, pored drugih vidova saradnje kroz Društvo za procesnu tehniku prijavljen je i značajan broj radova za ovogodišnji Procesing.

*U Beogradu
juli 2021.*

SADRŽAJ

Inženjerstvo životne sredine i održivi razvoj u procesnoj industriji

1. PRIMJENA DIGITALNIH TEHNOLOGIJA U CILJU OTKLANJANJA POSLJEDICA PANDEMIJE COVID-19 NA INDUSTRIJSKI SEKTOR
Igor Grujić, Darko Vujasinović 15
2. ENERGETSKA VALORIZACIJA OTPADNIH VODA IZ INDUSTRIJE PRERADE MLEKA U SRBIJI
Slobodan Cvetković, Mirjana Kijevčanin, Vlado Kovačević 21

Procesi i postrojenja u pripremi i prečišćavanju vode u procesnoj industriji

3. UPOTREBA FENTONOVOG REAGENSA U ŠARŽNIM POSTUPCIMA OBEZBOJAVANJA OBOJENE OTPADNE VODE
Ana Dajić, Milica Karanac, Marina Mihajlović 27
4. POKAZATELJI RADA UREĐAJA ZA AERACIJU U POSTROJENJIMA ZA TRETMAN OTPADNIH VODA
Nikola Karličić, Aleksandar Jovović, Dejan Radić, Marko Obradović, Dušan Todorović, Miroslav Stanojević 33
5. PRIRODNI ADSORBENTI NA BAZI METALNIH OKSIDA ZA UKLANJANJE JONA OLOVA I ARSENA IZ VODENIH RASTVORA
Tijana Stanišić, Nataša Karić, Milica Karanac, Maja Đolić, Mirjana Ristić, Aleksandra Perić-Grujić 43
6. SINTEZA I KARAKTERIZACIJA KATJONSKOG SKROBA ZA PRIMENU U TRETMANU OTPADNIH VODA
Nataša Karić, Tijana Stanišić, Maja Đolić, Marija Vukčević, Mirjana Ristić, Aleksandra Perić-Grujić, Aleksandar Marinković, Katarina Trivunac 49
7. VEŠTAČKI ZASLAĐIVAČI U PODZEMNOJ VODI KAO INDIKATORI KOMUNALNOG ZAGAĐENJA
Eleonora Gvozdić, Ivana Matić-Bujagić, Tatjana Đurkić, Svetlana Grujić 55
8. HIDRODINAMIČKE KARAKTERISTIKE EKSTRAKCIONIH KOLONA TIPRA OLDŠU-REŠTON
Milan N. Sovilj, Momčilo Đ. Spasojević 61

Procesne tehnologije

9. MODEL OPTIMALNOG SISTEMSKOG UPRAVLJANJA U VOJNOJ PROCESNOJ INDUSTRIJI U USLOVIMA PANDEMIJE COVID-19
Zdravko Bijelić, Biljana Milanović, Mitar Bijelić 67
10. PRIMENA TESTA GORENJA ZA BRZU IDENTIFIKACIJU TIPOVA POLIMERNIH MATERIJALA NA BAZI PVC
Matilda Lazić, Dragan Halas, Duško Salemović, Aleksandar Dedić 77
11. SINTEZA I BIOLOŠKA SVOJSTVA NEKIH AZO BOJA NA BAZI 3-CIJANO-6-HIDROKSI-4-METIL-1-PROPIL-2-PIRIDONA
Julijana Tadić, Milica Svetozarević, Luka Matović, Aleksandra Mašulović, Jelena Ladarević, Dušan Mijin 83

| | | |
|-----|---|-----|
| 12. | SINTEZA DISUPSTITUISANIH DERIVATA PIROLIDIN-2,5-DIONA PRIMENOM MIKROTALASNOG POSTUPKA I EVALUACIJA NJIHOVIH FARMAKOKINETIČKI RELEVANTNIH SVOJSTAVA Anita Lazić, Kristina Gak-Simić, Nemanja Trišović, Nebojša Banjac | 89 |
| 13. | REVERZIBILNI HALOGEN SUPSTITUISANI BENZILIDENHIDANTOINSKI MOLEKULSKI PREKIDAČI Kristina Gak-Simić, Anita Lazić, Luka Matović, Nemanja Trišović, Nataša Valentić | 97 |
| 14. | ALTERNATIVNE TEHNOLOGIJE ZA KONZERVISANJE PROIZVODA BILJNOG PORIJEKLA Radoslav Grujić, Mirko Dobrnjac | 105 |
| 15. | ANALIZA OBRADNE VISOKOPARAFINSKIH NAFTI DODATKOM MODIFIKATORA REOLOŠKIH OSOBINA Saša Jovanović, Jasna Tolmač, Slavica Prvulović, Milan Marković, Boško Lalović, Dragiša Tolmač | 113 |
| 16. | PROCENA EKOLOŠKOG RIZIKA USLED PRISUSTVA BENZOFENONA-4 U OTPADNIM VODAMA Jelena Lukić, Tatjana Đurkić, Tamara Bakić, Jelena Radulović, Antonije Onjia | 119 |
| 17. | EKSTRAKCIJA ESTROGENIH HORMONA IZ VODE KORIŠĆENJEM UGLJENIČNOG KRIOGELA KAO SORBENTA Danijela Prokić, Marija Vukčević, Marina Maletić, Ana Kalijadis, Biljana Babić, Ivona Janković-Častvan, Tatjana Đurkić | 123 |
| 18. | TERMODINAMIČKA SVOJSTVA SMEŠE CITRALA I HLOOROFORMA NA TEMPERATURAMA T= (288,15–323,15) K I NA ATMOSFERSKOM PRITISKU Nikola Grozdanić, Ivona Radović, Mirjana. Lj. Kijevčanin | 129 |
| 19. | POROZNI ADSORPCIONI MATERIJAL U FORMI MIKROSFERA NA BAZI LIGNINA, FUNKCIONALIZOVAN NANOČESTICAMA MAGNETITA, ZA EFIKASNO UKLANJANJE HROMATNIH ANJONA Ana Popović, Jelena Rusmirović, Maja Đolić, Zlate Veličković, Aleksandar Marinković | 133 |
| 20. | PRIMENA RAVNOTEŽE TEČNOST-TEČNOST TERNARNIH VODENIH RASTVORA U SEPARACIONIM PROCESIMA Zoran Simić, Mirjana Kijevčanin, Ivona Radović | 141 |

Gasna tehnika

| | | |
|-----|--|-----|
| 21. | ISPITIVANJE REGULATORA PRITISKA Radojka Janjić, Martin Bogner | 145 |
|-----|--|-----|

Osnovne i pomoćne operacije, aparati i mašine u procesnoj industriji

| | | |
|-----|---|-----|
| 22. | ANALIZA PARAMETARA TRANSPORTA SIROVE NAFTE PRI IZOTERMNOM SRUJANJU Jasna Tolmač, Slavica Prvulović, Saša Jovanović, Marija Nedić, Aleksandra Aleksić, Dragiša Tolmač | 157 |
| 23. | STRUJNO-TERMIČKI PRORAČUN REBOJLERA E10 U PROCESU DESORPCIJE LAKIH UGLJOVODONIKA U POGONU „RAFINERIJA TNG” ELEMIR Matilda Lazić, Dragan Halas, Duško Salemović, Aleksandar Dedić | 165 |

Energetska efikasnost u procesnoj industriji

24. SISTEMSKA ANALIZA MOGUĆNOSTI I OGRANIČENJA
RAZVOJA I PROIZVODNJE ELEKTRIČNE ENERGIJE
U MALIM OBNOVLJIVIM IZVORIMA
Biljana Milanović, Zdravko Bijelić, Mitar Bijelić, Željka Bijelić 173

Menadžment kvaliteta i standardizacija u organizacijama

25. ODNOS VEŠTAČKE INTELIGENCIJE I MENADŽMENTA KVALITETA I
STANDARDIZACIJE
Miljana Velojić, Petar Atlagić, Mladen Đurić 183
26. RAZVOJ STANDARDA U OBLASTI CIRKULARNE EKONOMIJE
Marija Radovanović, Mladen Đurić 193
27. MODEL LEAN & SIX SIGMA KAO OSNOVA
MENADŽMENTA KVALITETA U AUTOMOBILSKOJ INDUSTRIJI
Marija Savković, Mladen Đurić, Milica Barjaktarević 205

Radovi koji će biti objavljeni u časopisu „Procesna tehnika“ u 2021. godini

28. PROCENA UGLJENIČNOG OTISKA PROIZVODA FABRIKE
„ELIXIR ZORKA“ MINERALNA ĐUBRIVA I MOGUĆNOSTI SMANJENJA
EMISIJE UGLJEN-DIOKSIDA KROZ ODGOVORNO POSLOVANJE
Alija Salkunić, Ljiljana Stanojević, Slavica Bogdanović, Nikola Belobaba 221
29. HIBRIDNI HIDROGELOVI OSETLJIVI NA SPOLJNE STIMULANSE
ZA KONTROLISANO OTPUŠTANJE LOKALNOG ANESTETIKA
Maja D. Marković, Vesna V. Panić, Pavle M. Spasojević, Sanja I. 222
30. POVEĆANJE ENERGETSKE EFIKASNOSTI PARNOG BLOKA ISKORIŠĆENJEM
OTPADNE TOPLOTE DIMNOG GASA
Sanja Milivojević, Vladimir Stevanović, Milan M. Petrović, Milica Ilić 223
31. PRIMENA PREKIDNIH REŽIMA ZA SUŠENJE PŠENICE U SLOJU
Đorđije Doder, Damir Đaković 224
32. TEHNOLOGIJE I PRINCIPI SOLARNOG ADSORPCIONOG HLAĐENJA
Branislav Petrović, Milan Gojak, Đorđe Kozić 225
33. UTICAJ USLOVA UMREŽAVANJA NA SVOJSTVA LIVENOG
TERMOBARIČNOG PBX EKSPLOZIVA
Danica Bajić, Ivan Dimitrijević, Bojana Fidanovski, Jelena Rusmirović,
Slavko Mijatov, Tihomir Kovačević, Maja Milić 226
34. EKOLOŠKI PRIHVATLJIVO REŠENJE POSTROJENJA
ZA MEHANIČKO-BIOLOŠKI TRETMAN OTPADA U KRALJEVU
Radmila Lišanin, Čedo Lalović 227
- Oglasni deo 229

REVERZIBILNI HALOGEN SUPSTITUISANI BENZILIDENHIDANTOINSKI MOLEKULSKI PREKIDAČI

A REVERSIBLE MOLECULAR SWITCHES BASED ON HALOGEN SUBSTITUTED BENZYLIDENEHYDANTOINS

Kristina GAK SIMIĆ^{1*}, Anita LAZIĆ¹, Nemanja TRIŠOVIĆ²,
Nataša VALENTIĆ², Luka MATOVIĆ¹

¹ Innovation Center of the Faculty of Technology and Metallurgy, Belgrade, Serbia

² Faculty of Technology and Metallurgy, University of Belgrade, Belgrade, Serbia

Molekulski prekidači koji se mogu reverzibilno prevoditi iz jednog stabilnog stanja u drugo pod dejstvom nekog spoljašnjeg faktora, uveliko se primenjuju u proizvodnji različitih optičkih i elektronskih uređaja, pametnih materijala kao i raznovrsnih materijala sa biološkom primenom. Bistabilni fotokromni organski molekuli, predstavljaju aktraktivne materijale za proizvodnju molekulskih prekidača zahvaljujući svojoj strukturnoj raznovrsnosti, molekulskim konformacijama, elektronskim karakteristikama i mogućnosti prevođenja iz jednog stabilnog stanja u drugo pod dejstvom svetlosti. U ovom radu, proučavana je mogućnost primene halogen supstituisanih benzilidenhidantoina u proizvodnji fotosenzitivnih materijala kao i njihova solvatohromna svojstva određivanjem odgovarajućih apsorpcionih maksimuma u odabranom setu rastvarača, a takođe su analizirani specifični i nespecifični efekti rastvarača na pomeranje apsorpcionih maksimuma primenom Kamlet-Taftove i Katalanove jednačine. Preliminarni rezultati ovog istraživanja predstavljaju dobru polaznu tačku u dizajniranju novih fotoaktivnih materijala sa širokim spektrom primene.

Ključne reči: molekulski prekidači; halogen supstituisani benzilidenhidantoini; solvatohromizam; fotoaktivni materijali.

Molecular switches that can undertake reversible switching between two or more different states due to an external triggering stimulus are employed in the fabrication of various optoelectronic devices and smart materials and also found many applications in sensing, molecular self-assembly and photo-controlled biological systems. Photochromic organic molecules possessing bistable characteristics, represent attractive materials for the design of molecular switches owing to their considerable structural diversity, molecular conformations, electronic structures, and the possibility to reversibly alter from one state to another by external stimulations such as light irradiation. In this article, we explore the potential of halogen substituted benzylidenehydantoin-based molecules as novel light-sensitive materials and their solvatochromic behavior by recording the absorption spectra in the selected solvent set and evaluating effects of the specific and nonspecific solvent-solute interactions on the absorption maxima shifts using linear solvation energy relationship, i.e. equations proposed by Kamlet-Taft and Katalan.. The preliminary results of this study will be promising starting point for design of novel photoactive materials with a broad spectrum of applications.

Key words: molecular switches; halogen substituted benzylidenehydantoin; solvatochromism; photoactive materials.

1 Introduction

Over the last few years, stimuli-responsive materials are attracting extensive concern as they offer the opportunity to transform external inputs such as light into a functionality by control at the molecular level [1]. They are widely used in biology and information technology and have developed into important components of advanced materials [2]. The framework of such systems are molecules

* Corresponding author, e-mail: kgak@tmf.bg.ac.rs

that are able to reversibly photoisomerize between two states, best known as photoswitches. Photoswitches are commonly small molecules, which necessitate high-energy photons for isomerization in at least one direction. Traditionally, molecules such as spiropyrans, stilbenes, azobenzenes, and diarylethenes are of particular interest for constructing reversible photosensitive systems [3].

To design new functional materials with suitable properties, it is therefore preferable to be able to impact the structure, interactions and dynamics on the molecular level by adequate external stimuli which can be employed to trigger selectively with a high space and time resolution. An essential framework in this regard are externally addressable and responsive molecular building blocks that can be reversibly switched between various well-defined states differing in their chemical and/or physical properties. The interconversion between these states permits the user to influence the molecular environment by modifying intermolecular interactions resulting in optimized functionality of the whole system, more precisely adequately transmitting a response at the molecular level to the macroscopic world [1]. Accordingly, it is highly necessary to examine new molecules to rich the structure of desirable molecular switches, meeting the different requirements for application [4]. Here we report a novel photoresponsive halogenated molecular switches (Figure 1) differing from the prototypical compounds mostly reported. Addition of one methylene spacer between rigid hydantoin (imidazolidine-2,4-dione) core and planar halogen substituted phenyl framework allow structural diversity of photoresponsive chiral molecular switches. To evaluate the ability of the investigated compound to interact with its environment, the effects of specific and nonspecific interactions on the shifts of absorption maxima were considered by means of the linear solvation energy relationship concepts established by Kamlet-Taft and Catalán.

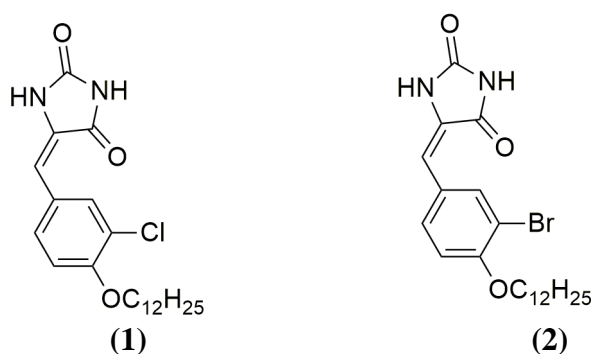
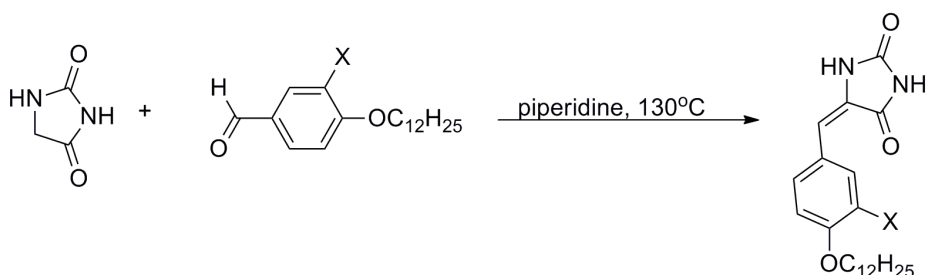
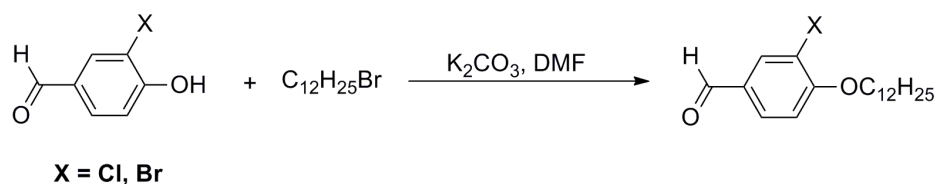


Figure 1. Chemical structure of the investigated compounds.

2 Experimental

2.1 General

Chemical used in the synthesis of investigated compound were obtained from Sigma Aldrich chemical company and were used without further purification. Solvents used were of spectroscopic grade. Novel halogen substituted benzylidenehydantoin (1,2) were prepared according modified literature procedure [5] applying synthesis pathway illustrated on Scheme 1. The IR spectra were recorded using a Bomem MB-Series Fourier Transformer-Infrared (FT-IR) spectrophotometer in the form of KBr pellets. The ultraviolet-visible (UV-Vis) absorption spectra were recorded on a Shimadzu 1700 spectrophotometer in the region 300–600 nm. The spectra were run in spectroquality solvents (Fluka) using a concentration of 1×10^{-5} moldm⁻³. All melting points were determined on Electrothermal apparatus and are expressed in degree Celsius. The elemental analysis of the investigated compound was carried out by standard analytical micromethods using an Elemental Vario EL III microanalyzer.



Scheme 1. Synthesis of the investigated compounds

2.2. Synthesis of (*E*)-5-(3-Chloro-4-(dodecyloxy)benzylidene)imidazolidine-2,4-dione (**1**) and (*E*)-5-(3-Bromo-4-(dodecyloxy)benzylidene)imidazolidine-2,4-dione (**2**):

Imidazolidine-2,4-dione (0.068 mol; 0.68 g) and 4-dodecyloxybenzaldehyde (0.068 mol; 2g) were dissolved in piperidine (5 ml) and heated at 130 °C until the reaction completed. The obtained reaction mixture was poured into lukewarm water (30 ml) and acidified with concentrated HCl. Achieved products were recrystallized from ethanol [5].

(*E*)-5-(3-Chloro-4-(dodecyloxy)benzylidene)imidazolidine-2,4-dione (1**):** White crystalline solid; Yield: 65%; m.p. 166-169 °C; FT-IR/ATR: (KBr) ν (cm^{-1}): 2952, 2915, 2849, 1684, 1597, 1578, 1498, 1469, 1459, 1402, 1318, 1286, 1262, 1198, 1166, 1072, 1058, 1030, 990, 954, 923, 882, 818, 718, 687, 649, 560, 511, 492; Elemental analysis calculated for $\text{C}_{22}\text{H}_{31}\text{N}_2\text{O}_3\text{Cl}$ (406.95): C, 64.93, H, 7.68, N, 6.88. Found: C, 64.93, H, 7.86, N, 6.70.

(*E*)-5-(3-Bromo-4-(dodecyloxy)benzylidene)imidazolidine-2,4-dione (2**):** White crystalline solid; Yield: 65%; m.p. 172-175 °C; FT-IR/ATR: (KBr) ν (cm^{-1}): 2952, 2914, 2849, 1683, 1595, 1578, 1561, 1498, 1470, 1460, 1402, 1318, 1285, 1263, 1196, 1164, 1072, 1058, 1047, 1030, 990, 954, 921, 882, 818, 718, 687, 668, 649, 560, 440, 433; Elemental analysis calculated for $\text{C}_{22}\text{H}_{31}\text{N}_2\text{O}_3\text{Br}$ (451.40): C, 58.54, H, 6.92, N, 6.21. Found: C, 58.54, H, 7.06, N, 6.07.

3 Results and discussion

In the present work, some recently developed compounds (**1,2**) bearing a methylene spacer between rigid hydantoin core and *p*-alkoxy halogenated planar phenyl core were obtained in good yields by and completely structurally characterized by appropriate spectroscopic technics. The results of FTIR/ATR spectroscopy validate the structure of the above-mentioned compounds, showing two strong peaks between 3000-2900 cm^{-1} , that were assigned to the NH of the amide and imide groups. Absorption bands between 1680 and 1600 cm^{-1} characterize the asymmetric and symmetric stretching of the carbonyl groups of the hydantoin ring.

3.1 Solvent effects on UV-Vis absorption maxima

UV-Vis spectroscopy of two novel imidazolidine-2,4-dione derivatives was accomplished as an attempt to comprehend the influence of numerous polarity effects of the surroundings on the physicochemical properties of the molecules, as it stands as a competent tool for structural characterization. Early reported solvatochromic studies of hydantoin derivatives and its analogs evidently indicated that the absorption spectra show similar experimental features, i.e. there are one or two sharp peaks corresponding to $\pi \rightarrow \pi^*$ transition. The solvatochromic behavior of the novel light-sensitive compounds was investigated in 20 solvents of different polarity (Table 1). The UV-Vis spectra displayed no dependence on the compound concentration, abandoned on this way the formation of di-

mers or higher aggregates [7]. According to obtained results, all UV-Vis absorption spectra demonstrated that the intensity of the absorption band placed in the 270-300 nm spectral range increases with the enhance of solvent polarity and its acidic properties [6]. Also, in aprotic solvents, investigated compounds possess a single absorption band in the visible region, while in protic solvents this band is considerably broadened and is split into two bands in more acidic media. In an instance of split bands, the UV-Vis band at longest wavelength was employed for the correlation analysis [7]. Representative spectra in acetic acid is illustrated in Figure 2.

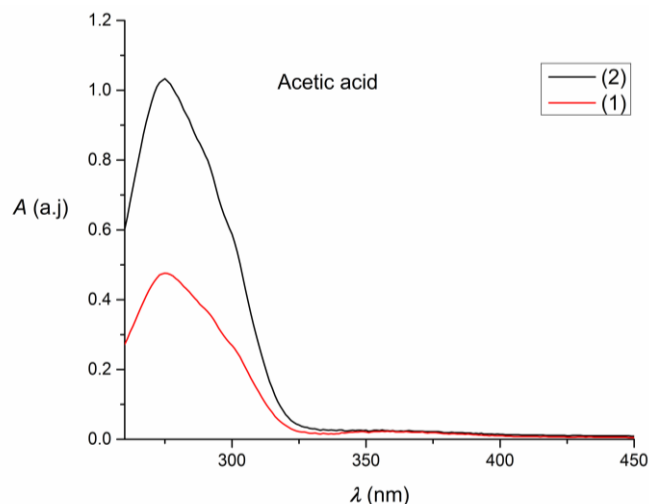


Figure 2. UV-Vis absorption spectra of investigated compounds.

Table 1. Absorption maxima of the investigated compounds in selected solvent set

| Solvent | λ (nm)-(1) | λ (nm)-(2) |
|---------------------------|--------------------|--------------------|
| 1. Acetic acid | 275 | 276 |
| 2. Acetonitrile | 272 | 273 |
| 3. 1-Butanol | 274 | 274 |
| 4. 2-Butanol | 275 | 276 |
| 5. Chloroform | 282 | 281 |
| 6. Dichloromethane | 275 | 274 |
| 7. Diisopropyl ether | 271 | 274 |
| 8. 1,4-Dioxane | 272 | 273 |
| 9. Dimethylformamide | 274 | 274 |
| 10. Dimethylsulfoxide | 272 | 275 |
| 11. Ethylacetate | 272 | 272 |
| 12. Ethanol | 275 | 274 |
| 13. 1-Propanol | 275 | 276 |
| 14. Methyl acetate | 271 | 272 |
| 15. Methanol | 274 | 273 |
| 16. 2-Methyl-1-Propanol | 274 | 274 |
| 17. N,N-Dimethylacetamide | 274 | 273 |
| 18. N-Methylformamide | 292 | 296 |
| 19. Terc-Butanol | 274 | 275 |
| 20. Toluene | 290 | 291 |

During the past decades, the Kamlet–Taft approach has been contentedly applied to separate the influence of non-specific chemical interactions, including electrostatic effects (dipolarity/polarizability), from specific interactions, i.e. hydrogen-bonding, which concerns to the molecular structure of a compound. The frequently employed simplified Kamlet–Taft equation applied to the UV/Vis absorption shift (v_{\max}) of a solute is taking into account by Equation (1), where $v_{\max 0}$ is the solute property of a reference system, such as, a non-polar medium, α describes the HBD (hydrogen-bond donating) ability, β the HBA (hydrogen-bond accepting) ability, π^* the dipolarity/polarizability of the solvents and a , b and s are solvent-independent correlation coefficients that implies the contribution of various solvent effects to the UV-Vis absorption shift. To overcome the disadvantages of the Kamlet-Taft equation (dipolarity and polarizability of the solvent are included in one parameter), Catalán established three alternative empirical polarity scales: *SA*, *SB* and *SPP*, which are formally related to the Kamlet–Taft parameters α , β and π^* , respectively, while in 2004 Catalán and Hopf reported an important fourth scale—the polarizability parameter *SP* measuring gradual differences in the surrounding’s polarizability. The superiority of Catalán’s concept is that each solvatochromic solvent parameter is established on a pair of well-defined reference homomorph solvatochromic probes. Another multiparameter equation, analogous to Equation (1), which involves two parameters for specific and two parameters for non-specific interactions (Equation (2)), has been pointed out that the *SPP* and *SP* scales are actually not independent of each other [7]:

$$v_{\max} = v_{\max 0} + a\alpha + b\beta + s\pi^* \quad (1)$$

$$v_{\max} = v_{\max 0} + aSA + bSB + cSP + dSdP \quad (2)$$

Table 2. Solvent parameters

| Solvent | Kamlet-Taft | | | Catalán | | | |
|-----------------------------------|-------------|---------|----------|-----------|-----------|-----------|------------|
| | π^* | β | α | <i>SA</i> | <i>SB</i> | <i>SP</i> | <i>SdP</i> |
| 1. Acetic acid | 0.64 | 0.45 | 1.12 | 0.689 | 0.390 | 0.651 | 0.676 |
| 2. Acetonitrile | 0.75 | 0.31 | 0.19 | 0.044 | 0.286 | 0.645 | 0.974 |
| 3. 1-Butanol | 0.47 | 0.88 | 0.79 | 0.341 | 0.809 | 0.674 | 0.655 |
| 4. 2-Butanol | 0.40 | 0.80 | 0.69 | 0.221 | 0.888 | 0.656 | 0.706 |
| 5. Chloroform | 0.58 | 0.00 | 0.44 | 0.047 | 0.071 | 0.783 | 0.614 |
| 6. Dichloromethane | 0.82 | 0.00 | 0.30 | 0.040 | 0.178 | 0.761 | 0.769 |
| 7. Diisopropyl ether | 0.27 | 0.49 | 0.00 | / | / | / | / |
| 8. 1,4-Dioxane | 0.55 | 0.37 | 0.00 | 0.000 | 0.444 | 0.737 | 0.312 |
| 9. Dimethylformamide | 0.88 | 0.69 | 0.00 | 0.031 | 0.613 | 0.759 | 0.977 |
| 10. Dimethylsulfoxide | 1.00 | 0.76 | 0.00 | 0.072 | 0.647 | 0.830 | 1.00 |
| 11. Ethylacetate | 0.55 | 0.45 | 0.00 | 0.000 | 0.542 | 0.656 | 0.603 |
| 12. Ethanol | 0.54 | 0.77 | 0.83 | 0.400 | 0.658 | 0.633 | 0.783 |
| 13. 1-Propanol | 0.52 | 0.90 | 0.78 | 0.367 | 0.782 | 0.658 | 0.748 |
| 14. Methyl acetate | 0.60 | 0.42 | 0.00 | 0.000 | 0.527 | 0.645 | 0.637 |
| 15. Methanol | 0.60 | 0.62 | 0.93 | 0.605 | 0.545 | 0.608 | 0.904 |
| 16. 2-Methyl-1-Propanol | 0.41 | 0.93 | 0.41 | 0.000 | 0.590 | 0.710 | 0.630 |
| 17. <i>N,N</i> -Dimethylacetamide | 0.88 | 0.76 | 0.00 | 0.028 | 0.650 | 0.763 | 0.987 |
| 18. <i>N</i> -Methylformamide | 0.88 | 0.69 | 0.00 | / | / | / | / |
| 19. Terc-Butanol | 0.41 | 1.01 | 0.68 | 0.145 | 0.928 | 0.632 | 0.732 |
| 20. Toluene | 0.54 | 0.11 | 0.00 | 0.000 | 0.128 | 0.782 | 0.284 |

From this perspective, we have designed two novel structurally related light-sensitive compounds demonstrating diverse sensitivities towards electrostatic effects. To review this sensitivity and apart the individual solvation effects, the solvatochromic properties of these compounds were investigated in detail, and the coefficients of the individual interaction contributions were determined by using multiple correlation analysis [6].

Table 3. Regression fits to solvatochromic parameters (1) and percentage contribution of solvatochromic parameters

| No. | ν_0 (10^3cm^{-1}) | s (10^3cm^{-1}) | b (10^3cm^{-1}) | a (10^3cm^{-1}) | R^a | s^b | F^c | $P\pi$ (%) | $P\beta$ (%) | $P\alpha$ (%) |
|-----|-------------------------------------|---------------------------------|---------------------------------|---------------------------------|-------|-------|-------|---------------|-----------------|------------------|
| 1 | 33.52 (± 0.37) | 2.13 (± 0.45) | 1.45 (± 0.22) | 0.84 (± 0.22) | 0.954 | 0.221 | 27 | 48.19 | 32.81 | 19.00 |
| 2 | 33.30 (± 0.47) | 1.86 (± 0.49) | 1.96 (± 0.33) | 0.76 (± 0.24) | 0.928 | 0.266 | 17 | 40.61 | 42.79 | 16.59 |

^aCorrelation coefficient; ^bStandard error of the estimate; ^cFisher's test;

Table 4. Regression fits to solvatochromic parameters (2)

| No. | ν_0 (10^3cm^{-1}) | a (10^3cm^{-1}) | b (10^3cm^{-1}) | c (10^3cm^{-1}) | d (10^3cm^{-1}) | R^a | s^b | F^c |
|-----|-------------------------------------|---------------------------------|---------------------------------|---------------------------------|---------------------------------|-------|-------|-------|
| 1 | 39.80 (± 1.24) | -7.12 (± 1.59) | 1.63 (± 0.40) | 0.92 (± 0.35) | -1.72 (± 0.47) | 0.945 | 0.257 | 17 |
| 2 | 38.95 (± 0.85) | -6.67 (± 1.17) | 1.73 (± 0.34) | 1.78 (± 0.42) | -1.74 (± 0.43) | 0.961 | 0.224 | 22 |

^aCorrelation coefficient; ^bStandard error of the estimate; ^cFisher's test;

The achieved results of multiple regressions illustrated in Tables 3 and 4, indicated that the absorption frequencies of the investigated compounds in the selected solvent set, showed satisfactory correlation with β , α , π^* parameters. The positive sign of the coefficient s in the total solvatochromic equations denotes a hypsochromic shift with enhancing solvent polarity/polarizability. In accordance with negative solvatochromism of the analyzed compounds are the positive signs of regression coefficient a and b denoting stabilization of the electronic excited state relative to ground state. The percentage contributions of solvatochromic parameters (Table 3) indicate that solvatochromism in general is the consequence of solvent dipolarity/polarizability rather than acidity and basicity. As can be seen from the Tables 3 and 4, the values of the correlation coefficient R determined with confidence level of 95% for both models are about 0.95. Based on this and other statistical indicators, it can be concluded that the selected equations are suitable for the analysis of the solvatochromism of halogen substituted 5-benzylidene hydantoin derivatives.

4 Conclusion

In this paper, two novel halogenated 5-benzylidenehydantoin derivatives were synthesized rigid hydantoin core and disubstituted planar phenyl core. The chemical structure and purity of these literature-unknown compounds have been confirmed by melting point, FTIR, ^1H NMR, ^{13}C NMR, UV-Vis spectroscopy, elemental analysis and thin layer chromatography. The satisfactory correlation of the ultraviolet absorption frequencies of the investigated compounds with linear solvation models of Kamlet-Taft and Catalán indicates that the selected models give a correct interpretation of the linear solvation energy relationships of the complex hydantoin system in the used solvents. This also confirms that an equation with three or four solvatochromic parameters can be used to evaluate

the effects on both types of hydrogen bonding and the solvent dipolarity/polarizability effects for potentially light-sensitive halogenated hydantoins. For this reason, it is considered that the results presented in this work may be utilized to quantitatively separate the overall solvent effect into specific and nonspecific contributions using LSER method.

5 References

- [1] **Amirjalayer S., Jan Buma W.**, Light on the structural evolution of photoresponsive molecular switches in electronically excited states, *Chemistry-A-European Journal* 25 (2019) pp. 6252–6258.
- [2] **Stricker L., Corinna Fritz E., Peterlechner M., Doltsins N., Jan Ravoo B.**, Arylazopyrazoles as light-responsive molecular switches in cyclodextrin-based supramolecular systems, *Journal of the American Chemical Society* 138 (2016) pp. 4547–4554.
- [3] **Bléger D., Hecht S.**, Visible-light-activated molecular switches, *Angewandte Chemie International Edition* 54 (2015) pp. 11338–11349.
- [4] **Qin L., Liu J., Pang X., Wei J., Yu Y.**, Reversible dynamic full-color phototuning with a new chiral molecular switch containing linking group between chiral center and photosensitive group, *Molecular Crystals and Liquid Crystals* 676 (2018) pp. 50–58.
- [5] **Chowdhry M. M., Burrows A. D., Mingos D. M. P., White A. J. P., D. J. Williams**, Synthesis and crystal structure of 5-(2-pyridylmethylene)hydantoin (Hpyhy) and complexes of pyhy with nickel(II) and copper(II), *Journal of the Chemical Society, Chemical Communications* 9 (1995) pp. 1521–1522.
- [6] **Gak K., Lazić A., Trišović N., Valentić N.**, Solvatochromic study of novel benzylidenehydantoin as a molecular photochromic switch, *Zbornik radova Procesing '20* (2020) pp. 31–39.
- [7] **Bauer M., Rollberg A., Barth A., Spange S.**, Differentiating between dipolarity and polarizability effects of solvents using the solvatochromism of barbiturate dyes, *European Journal of Organic Chemistry* (2008) pp. 4475–4481.

M72

